

ONE

— INTEGRATED — SOLUTION

for Control & Automation

Programmable Logic Controllers


Motion Control

Powerful Software

Cloud Platform



PLC
+ HMI
ALL IN ONE



**ONE INTEGRATED
SOLUTION FOR
CONTROL &
AUTOMATION**

PLC | HMI | I/O | VFD | Servo | Cloud

TABLE OF CONTENTS

UNITRONICS

o About Us	4
o All-In-One, Seamless Integration	6

PROGRAMMABLE LOGIC CONTROLLERS (PLCS)

o Overview	8
o UniStream Series	
» UniStream Overview	10
» UniLogic Software	14
» UniStream PLC	16
» UniStream Built-In	18
» UniStream Modular	24
» UniStream HMI Displays	26
» I/O & Communication Modules	
• Uni-I/O: Local Expansion	28
• Uni-Com: Communication	30
• Remote I/O	32
• IO-Link	34
o Vision Series	
» VisiLogic Software	36
» V560 / 570 / 700 / 1040 / 1210	38
» V130 / 350 / 430	42
» I/O & Communication Modules	
• Communication Modules	41
• I/O Expansion & Accessories	46

o Samba Series	48
» Communication Modules	41
o Jazz Series	52

CLOUD PLATFORM

o UniCloud Overview	56
o Routers	60

MOTION CONTROL

o Overview	64
o VFDs (Variable Frequency Drives)	
» B1 Series	66
• B1 Drive Dimensions	69
• B1 Accessories	70
» B7 Series	72
• B7 Drive Dimensions	78
• B7 Accessories	82
o Servo Drives & Motors	
» B5 & E5-S Series	86
• Product Designation	88
• Servo Motor Specification	94
• Servo Motor Dimensions	98
• B5 & E5 Accessories	102

UNITRONICS

SOLUTIONS THAT SIMPLIFY COMPLEX TASKS

35
YEARS
OF COMMITMENT
TO EXCELLENCE

Unitronics' goal is to simplify automation for machine builders, system integrators, and manufacturers.

We design and manufacture a complete range of PLCs with integrated HMIs, AC Servo Drives & Motors, VFDs, I/Os, and communication modules—all backed by powerful, intuitive programming software and a fully integrated IIoT platform.

Unitronics eliminates complexity—our hardware components, software, and IIoT platform all work together transparently, out of the box.

No hidden costs, no recurring fees, just reliable automation that works.



Our products are trusted worldwide across industries such as manufacturing, water treatment, food processing, energy, medical, HVAC, data centers, and more. Our global network includes over 185 distributors worldwide, ensuring local support in your language, whenever you need it.

WHY CHOOSE UNITRONICS?

A COMPLETE INDUSTRIAL AUTOMATION SOLUTION

PLCs, HMIs, I/Os, AC Servo Drives, VFDs, and a complete IIoT platform—all designed to work together seamlessly.

ONE PROGRAMMING ENVIRONMENT

PLC, HMI, Motion, Fieldbus and Industry 4.0 connectivity—all easily configured and programmed within a single, free software platform. No licensing fees, no hidden costs.

NO RECURRING COSTS

Software, software updates, and 24/7 technical support—all at no charge.

ENGINEERED FOR REAL-WORLD DEMANDS

Unitronics products are built on real-world insight—earned through close partnerships with the engineers who use them. With millions of installations worldwide, our all-in-one approach simplifies control architecture, while rugged hardware and reliable operation keep systems running—day after day, year after year.

CUSTOMIZED

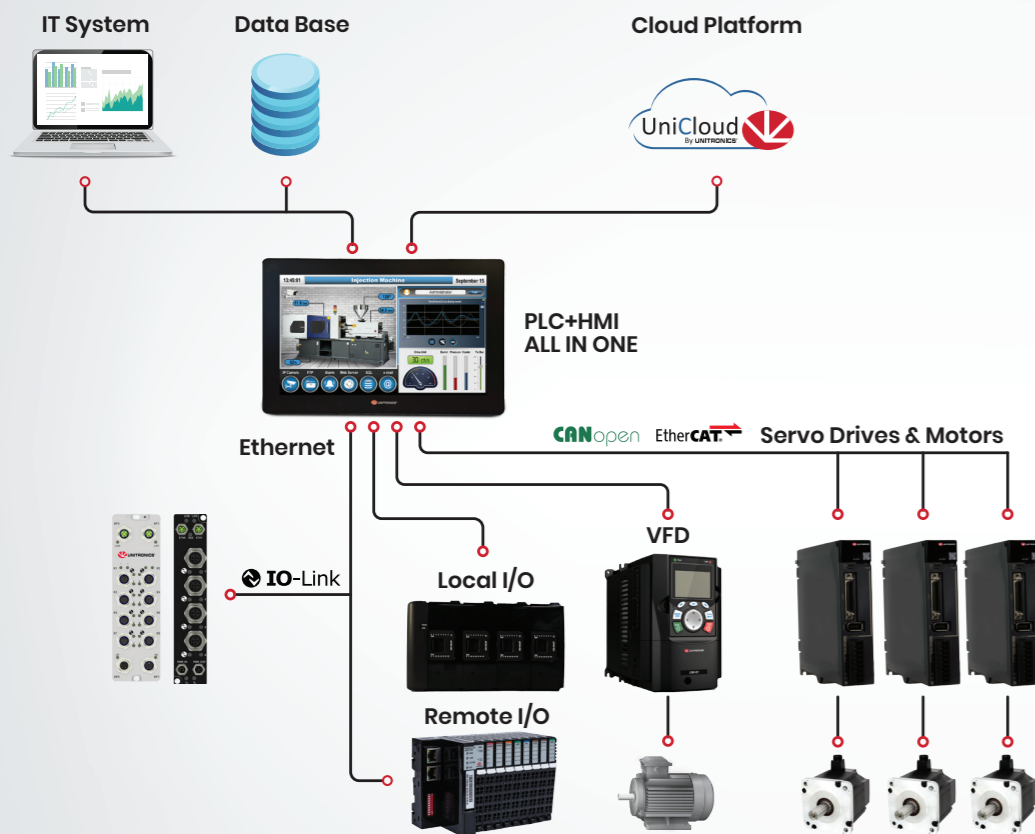
Supports customization for end users, OEMs, or specialized applications.



UNITRONICS

ALL-IN-ONE, SEAMLESS INTEGRATION

FULL RANGE OF POWERFUL PLCs AND HMI |
COMPLETE LINES OF VFDS AND SERVOS | CLOUD PLATFORM |
NO CHARGE FOR SOFTWARE & SUPPORT.



ONE
— INTEGRATED —
SOLUTION
for Control & Automation

THE SINGLE-SOURCE CONCEPT ELIMINATES COMPATIBILITY ISSUES

A TRULY INTEGRATED AUTOMATION PLATFORM

- ✓ **Everything Works Together – Because It Was Built Together.**
PLCs, HMIs, AC Servo Drives, VFDs, and IIoT tools are all developed as one complete system.
- ✓ **Lower Costs, Fewer Surprises –** No license fees, no hidden charges, and no recurring costs. What you see is what you get—including software updates and tech support.
- ✓ **Scales with You –** Whether you're building a compact machine or managing a multi-site system, the same platform scales according to your needs—no added complexity, no new tools to learn.

CONTROL & AUTOMATION

CONTROLLERS: A COMPLETE RANGE

PLC + HMI, PLC, Cloud-inside controllers.

- **UniStream** - Easily execute challenging projects
- **Vision** - For advanced machines & automation projects
- **Samba** - Ideal for small machines that require graphic display
- **Jazz** - Great for simple control—text-only HMI + keypad

MOTION CONTROL: COMPLETE LINES OF VFDS & SERVOS

Motion made Simple.

- Easy to use **drag and drop**
- **Built-in Diagnostics**
- **Communications:** Instant with all Unitronics products
- **VFDs:** High performance, cost-effective
- **Servos:** Ready-made Motion code, PLCopen function blocks

ALL-IN-ONE PROGRAMMING SOFTWARE

At no extra charge.

- **Program** control tasks
- **Design** HMI & Web pages
- **Motion-** VFDs and AC Servo Drives
- **Configure** Hardware and Communications



NO-CODE IIOT CLOUD PLATFORM: UNICLOUD

Designed for Machine Builders.

- **Increase Profit** - Analyze data to reduce costs
- **Secure** - ISO27017 certified
- **Simple** - No IT knowledge needed
- **Get up and running within 30 minutes**

PROGRAMMABLE LOGIC CONTROLLERS

High performance control solutions that meet the demands of diverse industries. With an extensive range of configurations, seamless integration, user-friendly programming, and scalable functionality, Unitronics PLCs offer reliable control for everything from basic machines to complex automation systems.



UNISTREAM SERIES

Award-winning PLCs Series

Powerful controllers with rich embedded communications, rugged durability, and built-in IIoT capabilities—available as PLC with integrated HMI or as a standalone PLC.



VISION SERIES

All-in-one PLCs with built-in HMI and I/Os—ideal for reducing wiring and panel space in small to medium applications.



SAMBA SERIES

Designed for small-scale automation, this controller combines a full-function PLC, onboard I/Os, and touchscreen—ideal where panel space and cost matter.



JAZZ SERIES

Text-display controller with built-in I/Os and full PLC capabilities—reliable, space-saving, and well-suited for simple control applications.

UNISTREAM SERIES

**SCALABLE, DURABLE, AND IIOT-ENABLED.
AWARD WINNING CONTROLLERS.**

Award-winning UniStream controllers, powered by UniLogic® software, simplify complex automation with flexible control, broad I/O options, and a comprehensive range of built-in communications. Designed for reliable performance in demanding environments.

4 designs to match your application



- Mini USB (Programming)
- Ethernet Port
- USB (Host)
- microSD



- Built-in I/Os
- I/O Expansion Adapter
- Ethernet Port
- COM Modules



- 2 x Ethernet Ports
- Built-in I/Os
- USB (Host)
- Mini USB (Programming)
- microSD



- CPU
- I/O & COM Modules
- CANbus
- RS485
- Audio Out
- MicroSD card
- 2 x USB (Host)
- Mini USB (Programming)
- 2 x Ethernet Ports
- Built-in speaker



UNISTREAM BUILT-IN

Space-saving PLCs that deliver the functionality for complex machine control. PLC+HMI+I/O in one unit, in a range of built-in I/O configurations and HMI panels.

UNISTREAM PLC

Powerful, Robust Controller with Virtual HMI. PLC+Virtual HMI+I/O; the CPU runs both the control and HMI applications—viewable via any device (PC/Tablet/ Mobile/HMI).

UNISTREAM MODULAR

Flexible control solution, tailored to your needs. Select an HMI panel and CPU, then add any I/O or communication modules required for your specific application.

UNISTREAM CLOUD

All UniStream controllers are available with an embedded 5-year UniCloud subscription.

UNISTREAM SERIES KEY FEATURES

POWERFUL & FLEXIBLE CONTROL

Available as PLC+HMI integrated controllers or as standalone PLCs, with diverse I/O configurations and multiple communication options.

HIGH-PERFORMANCE MACHINE CONTROL

Industrial controllers with touchscreen ranging from 5" to 21.5", supporting both horizontal and portrait installation.

SEAMLESS CONNECTIVITY

Extensive OT & IT protocols support for smooth integration with industrial and Industry 4.0 cloud systems.

BUILT-IN WEB SERVER

Remote HMI access with full functionality.

MULTILINGUAL SUPPORT

User interface and system available in any language, including Asian characters.

SCALABLE DATA STORAGE

Expand storage capacity via USB Flash Drive and microSD card.

RUGGED AND DURABLE

Robust design, wide temperature tolerance, and reliable operation in demanding environments.

CLOUD-ENABLED



Gain real-time machine insights and provide secure remote support through the UniCloud IIoT platform.

CERTIFIED FOR GLOBAL STANDARDS

CE, UL, cUL, UKCA, EAC, and Hazardous Locations approvals.

CUSTOM BRANDING OPTIONS

Available in non-branded or OEM-customized designs.

	SERVER / SLAVE	CLIENT / MASTER	COMMENTS
 EtherNet/IP™	Yes	Yes	<ul style="list-style-type: none"> Explicit and Implicit messages support EDS files support
 Modbus RTU	Yes	Yes	
 Modbus TCP	Yes	Yes	
 EtherCAT™		Yes	
 CANopen	No	Yes	<ul style="list-style-type: none"> PDO and SDO message types EDS files support
 OPC UA	Yes	No	
SQL Client	No	Yes	<ul style="list-style-type: none"> Supported server types: <ul style="list-style-type: none"> Microsoft SQL PostgreSQL MySQL
 MQTT	Irrelevant	Irrelevant	<ul style="list-style-type: none"> Can act as Publisher and Subscriber Support JSON or Raw data formats Supported brokers: <ul style="list-style-type: none"> Standard (e.g On-Premise, AWS, Web Brokers) Google Cloud IoT
 REST API	No	Yes	<ul style="list-style-type: none"> Supports HTTP and HTTPS Supported methods: <ul style="list-style-type: none"> GET / POST / DELETE / PUT JSON, XML, Text / Plain data formats are supported
FTP	Yes	Yes	<ul style="list-style-type: none"> Including secure channel SFTP and FTPS support
 BACnet™	Yes	Yes	<ul style="list-style-type: none"> BACnet IP server is integrated into all UniStream controllers. Additional software license required. BACnet MSTP and BACnet IP clients are integrated into the UniStream PLC and Built-in series only. Additional software license required. Additional BACnet functionalities supported via GW-BAC1 gateway.
SNMP	Yes	Yes	<ul style="list-style-type: none"> V1, V2, and V3 supported
OCPP	Yes	No	<ul style="list-style-type: none"> Ev charging protocol, version 1.6 Additional software license required PRO models only (B10)
 Redfish	Yes	No	<ul style="list-style-type: none"> CDU (Cooling Distribution Unit) and CoolingLoops data models only Built-in standard and pro models only
 IO-Link	Yes	No	<ul style="list-style-type: none"> Wide range of IO-Link Master and Hub options
 HART™ COMMUNICATION PROTOCOL	No	Yes	<ul style="list-style-type: none"> Using UIA-0800NH, 8-channel analog input module
CANBUS	Yes	Yes	<ul style="list-style-type: none"> Raw CAN, J1939
RS232/RS485 /USB	Yes	Yes	<ul style="list-style-type: none"> Data exchange with any serial communication device using the Message Composer (Machine-To-Machine, Barcode readers, Printers, etc.)
Emails	No	Yes	

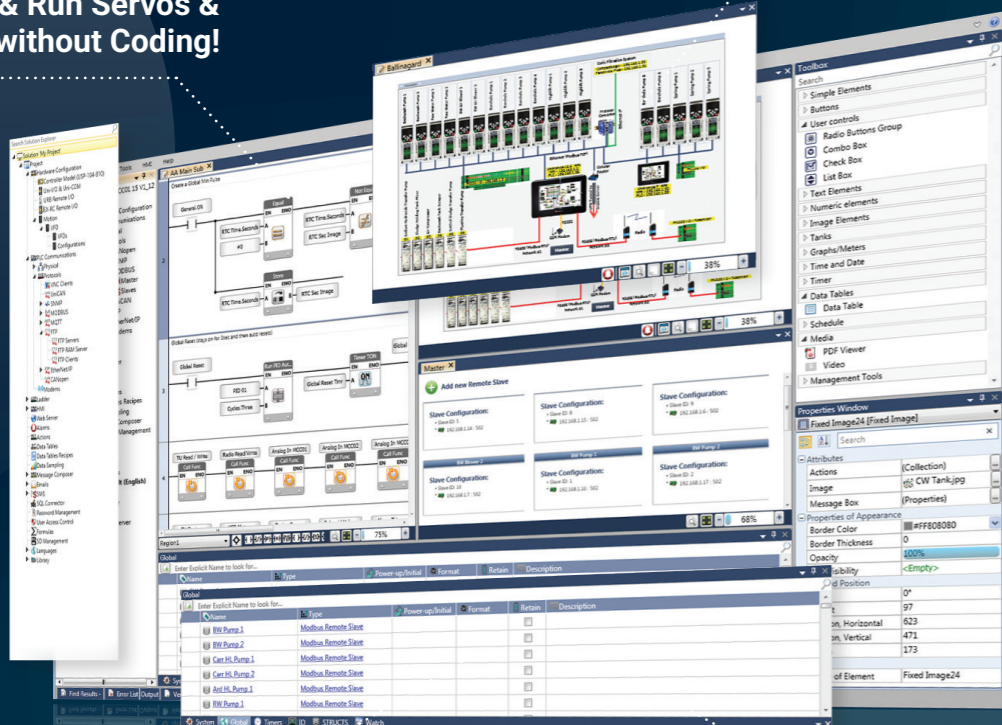
UNILOGIC

Designed to simplify and accelerate development, UniLogic provides a unified environment for PLC programming, HMI design, and motion control—all in a single intuitive platform.

MOTION

Ready-Made Motion Code: SetUp & Run Servos & VFDs, without Coding!

CONTEXT-SENSITIVE Unified Toolbox for Ladder, HMI & Web Elements



BUILD IT ONCE

Reuse Library: Functions, HMI & Webpages

BUILT-IN DIAGNOSTIC TOOLS

Integrated tools for fast, accurate troubleshooting

• 21 CFR, part 11

• Data Tables & Recipes

• Web Server

• Alarms

• Trends

• Languages

• User & Network Access Control

• Camera & Image Processing



ONE INTUITIVE SOFTWARE FOR ALL

Develop PLC, HMI, Servo and VFD Motion applications within the same platform, eliminating the complexity of multiple tools.

EFFICIENT DEVELOPMENT

Supports Ladder Diagram, Structured Text, and C, for easy, flexible programming.

EASY MOTION CONTROL

PLCopen function blocks enable precise, synchronized multi-axis control with automatic hardware integration.

FLEXIBLE HMI & WEB INTEGRATION

Extensive widget and image libraries, simple drag-and-drop interface; instantly convert HMI screens to web pages.

SCALABLE & ADAPTIVE

Scale up: add local, remote or IO-Link. Click to adapt an application to different models.

BUILT-IN DIAGNOSTICS

Advanced debugging tools for both logic and motion control ensure smooth commissioning and troubleshooting.



SCAN TO DOWNLOAD UNILOGIC SOFTWARE!

UNILOGIC
Studio

UNISTREAM PLC SERIES

KEY FEATURES

POWERFUL PLC PERFORMANCE

High-speed, robust controller for demanding industrial automation tasks.

MODULAR & SCALABLE

Supports a wide range of I/Os and communication modules for tailored solutions.

VIRTUAL HMI

Full HMI functionality with various resolution options (via VNC protocol).



PRODUCT DESIGNATION

PLC	No.	Key	Description
USC - [] - []	1	Product Line	USC= UniStream Controller
1 2 3	2	Version type	B3= Basic. B5= Standard. C5= Standard with embedded 5 years UniCloud start-up license included. B10= Pro. C10= Pro with embedded 5 year UniCloud start-up license included.
Example: USC-B5-T42	3	Built-in I/O type	See pages 20–21 for details. The Basic (B3) is available only with R20 & T20 models.

EXPANDABLE STORAGE & DATA MANAGEMENT

microSD slot enables data logging, cloning, media storage, and more.

REMOTE ACCESS & CONTROL

- Built-in VNC server for local and remote monitoring.
- Built-in Web-based HMI for intuitive operation from any location.
- For secure remote access, use UniCloud.

PLC Model	USC- [] - []		USC- [] - []		
	USC- [] - []	USC- [] - []	USC- [] - []	USC- [] - []	
CPU (built-in)	Real-time application size	1 MB			
	Non-retained memory	2 MB			
	Retained memory	256 kB			
	Battery backup	Model: 3V CR2032 Lithium battery 4 years typical at 25°C / 77°F, battery back-up for memory and RTC			
	Real-time Clock (RTC)	Yes			
Virtual HMI	Virtual HMI Display resolution	Up to 1366 x 768			
	Virtual HMI Display technology	VNC Server			
	Internal memory		RAM	FLASH	RAM: 256 MB FLASH: 3 GB System, 1 GB User
		Standard Version (B5 / C5)	512 MB	3 GB System, 1 GB User	
	Pro Version (B10 / C10)	1 GB	6 GB System, 2 GB User	RAM: 256 MB FLASH: 3 GB System, 1 GB User	
Communication & Connectivity	Ethernet ports	2			
	microSD card	1	–		
	USB port (programming)	mini-B			
	USB Host ports	1 (Type A)			
	UniCloud	* C10 models: 5 year start-up license included. * B10/5 models: UniCloud-ready; requires a separate license.			
	Built-in I/O, model dependent (pg. 20-21)	Yes			
I/O & Communication Expansion	Total local modules (pg. 28–29)	Up to 85	–		
	Serial ports	3 Max	2 Max		
		Up to 3 UNI-COM Modules "UAC-CB-[]" (pg. 30)	Up to 2 UNI-COM Modules "UAC-CB-[]"		
		Combination of 1 x CANBUS and 2 x RS232 / RS485	Combination of 1 x CANBUS and 1 x RS232 / RS485		
	Local I/O Expansion (pg. 29)	Use Local Expansion Adapters UAG-XKXXXX, according to model			
	Remote I/O via Ethernet (pg. 32-33)	Up to 8 URB family adapters	Limited to a single URB family adapter		
	EtherCAT support	Using UAC-01EC2 EtherCAT Master			
Power Supply	Operating Voltage	24 VDC / 12 VDC for B1 models		24 VDC	
	Ingress Protection Rating	IP20, NEMA1			
Operating Conditions	Operating Temperature	(-20)°C to 55°C / (-4)°F to 131°F			
	Approvals	CE, UKCA, UL, EAC, UL Hazardous Locations (C1D2 model dependant)			

UNISTREAM BUILT-IN

KEY FEATURES

COMPACT & POWERFUL

All-in-One industrial controller: PLC, HMI, and I/Os built into a single unit.

SPACE-SAVING DESIGN

Optimized footprint reduces panel space and wiring complexity.

EXPANDABLE STORAGE & DATA MANAGEMENT

microSD and USB host slots support data logging, cloning, media storage, and more.

VERSATILE BUILT-IN I/O

Available in multiple configurations to support machine control and process automation.

REMOTE ACCESS & CONTROL

- Built-in VNC server for local and remote operation.
- Built-in Web-based HMI for intuitive remote monitoring and control.
- For secure remote access, use UniCloud.

MEDIA SUPPORT

Video, Audio, and PDF viewer.



UNISTREAM®

PRODUCT DESIGNATION

PLC	No.	Key	Description
US ¹ - ² - ³	1	Product Line & Display Size	US= UniStream PLC ⁵ = 5 / ⁷ / ¹⁰ / ¹⁵ (display size)
Example: US7-B5-T42	2	Version type	B5= Standard C5= Standard with embedded 5 year UniCloud start-up license included. B10= Pro C10= Pro with embedded 5 year UniCloud start-up license included.
	3	Built-in I/O	See pages 20–21 for details.

	PLC Model	US5- ⁵ - ⁵	US7- ⁵ - ⁵	US10- ⁵ - ⁵	US15-B10-B1
		US5- ¹⁰ - ⁵	US7- ¹⁰ - ⁵	US10- ¹⁰ - ⁵	US15-C10-B1
CPU (built-in)	Real-time application size	1 MB			
	Non-retained memory	2 MB			
	Retained memory	256 kB			
	Battery backup	Model: 3V CR2032 Lithium battery 4 years typical at 25°C / 77°F, battery back-up for memory and RTC			
	Real-time clock (RTC)	Yes			
HMI Panel	Display size (Inch)	5"	7"	10.1"	15.6"
	Display resolution	800 x 480 (WVGA)		1024 x 600 (WSVGA)	1366 x 768 (WXGA)
	Touchscreen	Resistive, Analog			
	Viewing area Width x Height (mm)	108 x 64.8	154.08 x 85.92	222.72 x 125.28	344.23 x 193.53
	Color depth	65,536 (16 bit)			16 M (24 bit)
	Internal memory			RAM	FLASH
		Standard Version (B5 / C5)	512 MB		3 GB System, 1 GB User
	Pro Version (B10 / C10)	1 GB		6 GB System, 2 GB User	
	Panel Orientation	Landscape / Portrait			
	Cut-Out Width x Height (mm)	148.2 x 93.2	196 x 134	266.6 x 177.3	395 x 249
Communication & Connectivity	Ethernet ports	1			2
	microSD card	1			
	USB port (programming)	mini-B			Type C
	USB Host ports	1 (Type A)			
	Audio jack 3.5mm	1 for Pro versions only (B10 / C10)			
	UniCloud	* C10 models: 5 year start-up license included. * B10/5 models: UniCloud-ready; requires a separate license.			
	Built-in I/O, model dependent (pg. 20-21)	Yes			—
I/O & Communication Expansion	Total local modules (pg. 28–29)	Up to 80			
	Add-on I/O modules	—			Up to 5 slim or 3 wide Uni-I/O Modules
	Serial ports	Up to 3 UNI-COM Modules "UAC-CX- ⁵ " (see page 30).			
		Possible combination of up to 2 serial modules (RS232 / RS485) and 1 CANbus module			
	Local I/O Expansion (pg. 29)	Use UAG-CX-XKP ⁵ expansion adapter for the first expansion			Via either UAG-CX-XKP ⁵ or UAGBACK-IOADP.
	Remote I/O via Ethernet (pg. 32-33)	Up to 8 URB adapters (pg. 30).			
	EtherCAT support	—			Via UAG-BACK-IOADP adapter + UAC-01EC2 EtherCAT Master
	Power Supply	Operating Voltage	24 VDC / 12 VDC for B1 models		
Operating Conditions		Ingress Protection Rating	IP66 / NEMA4X when panel-mounted		
	Operating Temperature	(-20)°C to 55°C / (-4)°F to 131°F			0°C to 50°C / 32°F to 122°F
Approvals	CE, UKCA, UL, EAC, UL Hazardous Locations (C1D2 model dependant)				

UNISTREAM PLC & UNISTREAM BUILT-IN I/O CONFIGURATIONS

Built-in I/O Model	Summary	Inputs				Outputs				
		Total Digital (Isolated) ¹	HSC / Shaft-Encoder ¹	Analog	Temperature Inputs, RTD / TC	Transistor (Isolated)	PWM ²	Relay	Analog	Operating Voltage
B1	No built-in I / Os	–	–	–	–	–	–	–	–	12 / 24 VDC
TR22	Inputs: 10 Digital 2 Analog Outputs: 2 Transistor, npn, incl 2 PWM & 8 Relay	10 Sink / Source	–	2 0 - 10 V 0 - 20 mA 4 - 20 mA 12 - bit	–	2 Sink (npn)	2 30 kHz	8	–	24 VDC
T24	Inputs: 10 Digital, 2 Analog Outputs: 12 Transistor, pnp, incl. 2 PWM	10 Sink / Source	–	2 0 - 10 V / 0 - 20 mA / 4 - 20 mA 12 - bit	–	12 Source (pnp)	2 3 kHz	–	–	24 VDC
RA28	Inputs: 14 Digital incl. 2 HSC, 2 Analog, 2 Temperature Outputs: 8 Relay 2 Analog	14 Sink / Source	2 90 kHz 32 - bit	2 0 - 10 V / 0 - 20 mA / 4 - 20 mA 14 - bit	2x (isolated) Thermocouple / PT 100 / NI 100 / NI 120 / PT 1000 / NI 1000	–	–	8	2 0-10 V 12-bit / ±10 V 11-bit + sign / 0-20 mA, 4-20 mA 12-bit	24 VDC
TA30	Inputs: 14 Digital incl. 2 HSC, 2 Analog, 2 Temperature Outputs: 10 Transistor, pnp incl. 2 PWM 2 Analog	14 Sink / Source	2 90 kHz 32 - bit	2 0 - 10 V / 0 - 20 mA / 4 - 20 mA 14-bit	2x (isolated) Thermocouple / PT 100 / NI 100 / NI 120 / PT 1000 / NI 1000	10 Source (pnp)	2 3 kHz	–	2 0-10 V 12-bit, ±10 V 11-bit + sign 0-20 mA, 4-20 mA 12-bit	24 VDC
TA32	Inputs: 13 Digital incl 2 HSC, 6 Analog, 2 Temperature Outputs: 8 Transistor, pnp, incl 2 PWM outputs, 3 Analog outputs	13 Sink / Source	2 90 kHz 32 - bit	2 0 - 10 V, 0 - 20 mA / 4 - 20 mA / 14-bit 4x (non-isolated) 0 - 10 V, 0 - 20 mA / 4 - 20 mA / 12 - bit	2x (isolated) Thermocouple / PT 100 / NI 100 / NI 120 / PT 1000 / NI 1000	8 Source (pnp)	2 3 kHz	–	3 0-10 V 12-bit, ±10 V 11-bit + sign 0-20 mA, 4-20 mA 12-bit	24 VDC
R38	Inputs: 24 Digital incl. 4 HSC, 2 Analog Outputs: 12 Relay	24 Sink / Source	4 90kHz 32 - bit	2 0 - 10 V / 0 - 20 mA / 4 - 20 mA 12 - bit	–	–	–	12	–	24 VDC
T42	Inputs: 24 Digital incl. 4 HSC, 2 Analog, Outputs: 16 Transistor, pnp, incl. 2 PWM	24 Sink / Source	4 90 kHz 32 - bit	2 0 - 10 V / 0 - 20 mA / 4 - 20 mA 12 - bit	–	16 Source (pnp)	2 3 kHz	–	–	24 VDC
USC-B3-R20	Inputs: 10 Digital, 2 Analog Outputs: 8 Relay	10 Sink / Source	–	2 0 - 10 V / 0 - 20 mA / 4 - 20 mA 12 - bit	–	–	–	8	–	24 VDC
USC-B3-T20	Inputs: 10 Digital, 2 Analog Outputs: 8 Transistor, pnp incl. 2 PWM	10 Sink / Source	–	2 0 - 10 V / 0 - 20 mA / 4 - 20 mA 12 - bit	–	8 Source (pnp)	2 3 kHz	–	–	24 VDC

¹ Note that the high-speed inputs are included in the total number of digital inputs.

² Note that the PWM outputs are included in the total number of transistor outputs.



UNISTREAM PLC & UNISTREAM BUILT-IN MODEL COMPARISON

	Feature	Basic (B3)	Standard (B5)	Pro (B10)
Ports	microSD	–	1	
	USB Host		1	
	mini USB Programming	–	1	
	Ethernet	2	up to 2	
Uni-COM Add-ons	CANbus		1	
	RS232	1	up to 2	
	RS485			
I/O	Uni-I/O Expansion	–	Yes	
	Unistream Remote I/O Adapters	1	8	
	IO-Link masters	1	8	
Communication	Modbus Slaves	Up to 8	Unlimited	
	EtherNet / IP Scanners	1	16	
	EtherNet / IP Adapters	8	32	
	FTP	–	Server / Client	
	Send mail	Without Attachments	Yes	
	Web Server	–	Yes	
	SQL Client	–	Yes	
	Unitronics VFD	2	32	
Other	System memory	3 GB	6 GB	
	Saving Data Tables to SD	–	Yes	
	Screenshots	–	Yes	
	PID Loops	2	64	
	Data Sampler / Trends	–	Yes	
	CSV files: creating / reading	–	Yes	

Note for B3 Models:
SD card-based features are not supported. Alarm History is also cleared after a PLC reset.

MILLIONS OF INSTALLATIONS WORLDWIDE

REAL USE CASES.
REAL IMPACT.



LOOK AT OUR
USE CASES

UNISTREAM MODULAR

KEY FEATURES

FLEXIBLE EXPANSION

Backplane add-on supports any combination of I/O and serial communication modules.

HIGH CONNECTIVITY

Supports up to 10 serial ports for maximum flexibility.

REMOTE ACCESS & CONTROL

- Built-in VNC server for direct access to local and remote units.
- Built-in Web-based HMI for intuitive remote operation.

BUILT-IN COMMUNICATION

Ethernet, RS485 and CANbus ports ensure seamless industrial networking.

EXPANDABLE STORAGE & DATA MANAGEMENT

microSD and USB host slots support data logging, cloning, media storage, and more.

MEDIA SUPPORT

Video, Audio, and PDF viewer.



PRODUCT DESIGNATION

PLC	No.	Key	Description
USP - [] - []	1	Display Size	USP= UniStream Panel
1 2 3	2	Panel Size	070= 7 Inch 104= 10.4 Inch 156= 15.6 Inch
Example: USP-104-B10	3	Version type	B10= Pro version C10= Pro with embedded 5 year UniCloud start-up license included. M10= Multi-touch panel

	Panel Model	USP-070-B10 USP-070-C10	USP-104-B10 USP-104-C10 USP-104-M10	USP-156-B10 USP-156-C10	
CPU	Model	USC-P-B10 Must be ordered separately (mandatory)			
	RS485 port				
	CANbus port	1			
	Real-time application size	1 MB			
	Non-retained memory	2 MB			
	Retained memory	256 kB			
	Battery backup	Model: 3V CR2032 Lithium battery 4 years typical at 25°C / 77°F, battery back-up for memory and RTC			
Real-time Clock (RTC)	Yes				
HMI Panel Spec	Display size (Inch)	7"	10.4"	15.6"	
	Multi-touch	—	Only on USP-104-M 10	—	
	Display resolution	800 x 480 (WVGA)	800 x 600 (SVGA)	1366 x 768 (WXGA)	
	Touchscreen	Resistive, Analog	Resistive, Analog / Capacitive (M10)	Resistive, Analog	
	Viewing Area Width x Height (mm)	152.4 x 91.44	211.2 x 158.4	344.23 x 193.53	
	Color depth	65,536 (16 bit)		16 M (24 bit)	
	Internal memory	RAM: 512 MB , ROM: 3 GB system memory, 1 GB user memory			
	Cut-Out Width x Height (mm)	196 x 134	281 x 214	395 x 249	
	Communication & Connectivity	Ethernet ports	2		
		Serial ports	8 Max	10 Max	
Include the communication ports built-in on the USC-P-B10					
Up to 3 UNI-COM Modules "UAC-[x]" (pg. 30).			Up to 4 UNI-COM Modules "UAC-[x]" (pg. 30).		
microSD card		1			
mini USB (programming)		1			
USB Host ports		2 (Type A)			
Audio jack 3.5mm		1			
Internal speaker		Audio compatibility: mono MP3 files. Frequency range: 500 Hz to 20 KHz			
UniCloud enabled		* C10 models: 5 year start-up license included. * B10/5 models: UniCloud-ready; requires a separate license.			
I/O & Communication Expansion	Total local modules (pg. 28-29)	Up to 85			
	Add-on I/O modules	Fit up to 3 slim or 2 wide Uni-I/O Modules	Fit up to 5 slim or 3 wide Uni-I/O Modules		
	Local I/O Expansion (pg. 29).	Using local expansion adapters UAG			
	Remote I/O via Ethernet (pg. 32-33).	Up to 8 URB adapters			
Power Supply	Operating Voltage	24 VDC or 12 VDC According to I/O module model			
	Ingress Protection rating	IP66 / NEMA4X when panel-mounted			
Operating Conditions	Operating Temperature	(-20)°C to 55°C / (-4)°F to 131°F		0°C to 50°C / 32°F to 122°F	
	Approvals	UL, CE, UKCA, EAC, UL Hazardous Locations (C1D2 model dependant)			

UNISTREAM HMI DISPLAYS FOR UNISTREAM SERIES

Designed to complement the UniStream series, UniStream HMI displays provide a clear, responsive interface for industrial automation applications. Available in a range of sizes, these high-resolution touchscreens ensure intuitive operation, real-time data visualization, and enhanced user experience.

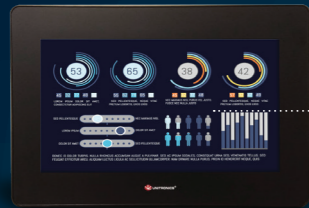
AVAILABLE MODELS:



5" DISPLAY USL-050-B05



7" DISPLAY USL-070-B05



10.1" DISPLAY USL-101-B05



15.6" DISPLAY USL-156-B05



21.5" DISPLAY USL-215-B05



PRODUCT DESIGNATION

DISPLAY		
USL	-	☒ - ☒
1	2	3

Example: USL-101-B05

No.	Key	Description
1	Product Line	USL= UniStream Light Panel
2	Panel Size	050= 5 Inch 070= 7 Inch 101= 10.1 Inch 156= 15.6 Inch 215= 21.5 Inch
3	Version	B05= Standard Version

PLC Model	USL-050-B05	USL-070-B05	USL-101-B05	USL-156-B05	USL-215-B05	
HMI Panel Spec	Display size (Inch)	5"	7"	10.1"	15.6"	21.5"
	Display resolution	800 x 480 (WVGA)		1024 x 600 (WSVGA)	1366 x 768 (WXGA)	1920 x 1080 ¹ (FHD)
	Touchscreen	Resistive, Analog				
	Viewing Area Width x Height (mm)	108 x 64.8	154.08 x 85.92	222.72 x 125.28	344.23 x 193.53	476.064 x 267.786
	Color depth	65,536 (16 bit)			16M (24 bit)	
	Panel Orientation	Landscape / Portrait				
	Mounting options	Panel mounting				Panel mounting /Vesa
Communication & Connectivity	Ethernet Ports	1		2	1	
	USB Host ports	1 (Type A)		2 (Type A)	1 (Type C)	
	Protocol	VNC Client over Ethernet				
Power Supply	Operating Voltage	12 / 24 VDC			24 VDC	
	Panel IP rating	IP66 / NEMA4X when panel-mounted				
Operating Conditions	Operating Temperature	(-20)°C to 55°C / (-4)°F to 131°F		0°C to 50°C / 32°F to 122°F		
	Approvals	CE, UKCA, UL, EAC, UL Hazardous Locations (C1D2 model dependant)				CE, UKCA, UL (pending), EAC

¹The maximum supported resolution for UniStream products is 1366 x 768

UNI-I/O: LOCAL EXPANSION FOR UNISTREAM SERIES

Broad range of digital, analog, and temperature I/O for UniStream Modular, Built-in, and UniStream PLC, up to 2048 I/O.

	Article Number	Slim / Wide	Inputs				Outputs			
			Digital (Isolated)	HSC / Shaft-Encoder ¹	Analog	Temperature Measurement	Transistor ² (Isolated)	PWM / HSO ²	Relay	Analog
Digital	UID-1600	Slim	16 Sink / Source	–	–	–	–	–	–	–
	UID-0808T	Slim	8 Sink / Source	–	–	–	8 Source (pnp)	–	–	–
	UID-W1616T ³	Wide	16 Sink / Source	–	–	–	16 Source (pnp)	–	–	–
	UID-0808THS ⁴	Slim	8 Sink / Source	2 250 kHz 32 bit	–	–	8 Source (pnp)	2 250 kHz 2 3 kHz	–	–
	UID-0016T	Slim	–	–	–	–	16 Source (pnp)	–	–	–
	UID-0808R	Slim	8 Sink / Source	–	–	–	–	–	8	–
	UID-W1616R ³	Wide	16 Sink / Source	–	–	–	–	–	16	–
	UID-0016R	Slim	–	–	–	–	–	–	16	–
Analog & Temperature	UIA-0006	Slim	–	–	–	–	–	–	–	6 (Isolated) 0 - 10V, 14 - bit / ±10V 13 - bit+sign / 0 - 20mA, 4 - 20mA 13-bit
	UIA-0402N	Slim	–	–	4 0 - 10 V / 0 - 20 mA / 4 - 20 mA 13 - bit	–	–	–	–	2 0-10V, 14 - bit / ±10V, 13 - bit+sign / 0 - 20mA, 4 - 20mA 13 - bit
	UIA-0800N	Slim	–	–	8 0 - 10 V, 0 - 20 mA, 4 - 20 mA 13-bit	–	–	–	–	–
	UIA-0800NH	Slim	–	–	8 0 - 20 mA, 4 - 20 mA With HART communication	–	–	–	–	–
	UIS-04PTN	Slim	–	–	–	4 PT 100 / NI 100 / NI 120	–	–	–	–
	UIS-04PTKN	Slim	–	–	–	4 PT 1000 / NI 1000 / NI 1200	–	–	–	–
	UIS-08TC	Slim	–	–	–	8 (Isolated) Thermocouple	–	–	–	–
Combo	UIS-WCB1 ⁴	Wide	10 Sink / Source	2 10 kHz 32 bit	2 (Isolated) 0 - 10 V, 0 - 20 mA, 4 - 20 mA 14 - bit	2 (Isolated) Thermocouple / PT 100 / NI 100 / NI 120	2 (Non isolated) Sink (npn)	2 250 kHz	8	2 0 - 10V, 14 - bit / ±10V, 13 - bit+sign / 0-20mA, 4-20mA 13-bit
	UIS-WCB2 ⁴	Wide	10 Sink / Source	2 10 kHz 32 bit	2 (Isolated) 0 - 10 V / 0 - 20 mA / 4 - 20 mA 14 - bit	2 (Isolated) Thermocouple / PT 100 / NI 100 / NI 120	8 Source (pnp) 2 (Non isolated) Sink (npn)	2 250 kHz (Sink outputs only)	–	2 0 - 10V, 14 - bit / ±10V, 13 - bit+sign / 0 - 20mA, 4 - 20mA 13 - bit

LOCAL EXPANSION ADAPTERS

UniStream Built-in Series	
UAG-CX-XKP125	UniStream CX IO Exp.Kit 1.25m
UAG-CX-XKP300	UniStream CX IO Exp.Kit 3m
UAG-CX-XKPLXXXX	Long Range + embedded Power Supply, lengths: 6, 12, 15, 20, 30m

UniStream Modular & UniStream PLC Series	
UAG-XK125	Short Range Kit, 1.25 m
UAG-XKP125	Short Range + embedded Power Supply Kit, 1.25 m
UAG-XK300	Short Range Kit, 3 m
UAG-XKP300	Short Range Kit + embedded Power Supply, 3 m
UAG-XKPLXXXX	Long Range + embedded Power Supply, lengths: 6, 12, 15, 20, 30 m

¹Note that the high-speed inputs are included in the total number of digital inputs

²Note that the high-speed outputs are included in the total number of digital outputs.

³2 outputs are high-speed, up to 250KHz: function as normal or high-speed PWM (same freq. and different duty-cycles).
2 outputs are normal speed: function as normal-speed PWM outputs (same freq. and same duty cycle).

⁴This module utilizes two high speed blocks that can each be assigned either to the inputs or to the outputs.

UNI-COM: COMMUNICATION MODULES FOR UNISTREAM SERIES

UniStream PLC Communication Modules

UAC-CB-01RS2	1 x RS232 port
UAC-CB-01RS4	1 x RS485 port
UAC-CB-01CAN	1 x CANbus port
UAC-01EC2	1 X EtherCAT master port

UniStream Built-in Communication Modules

UAC-CX-01RS2	1 x RS232 port
UAC-CX-01RS4	1 x RS485 port
UAC-CX-01CAN	1 x CANbus port
UAC-01EC2	1 X EtherCAT master port (For US15 only)

UniStream Modular Communication Modules¹

UAC-01RS2	1 x RS232
UAC-02RS2	2 x RS232
UAC-02RSC	1 x RS232 port and 1 x RS485 port

¹Add-on Modules, I/O and COM: the total number of modules, both I/O and COM that you can snap onboard an HMI panel is limited by the size of the panel.

SHAPED BY INDUSTRY. REFINED BY USE.

The UniStream Series was built with direct input from industrial professionals — modular, powerful, and designed to meet real application demands in control, communication, and visualization.

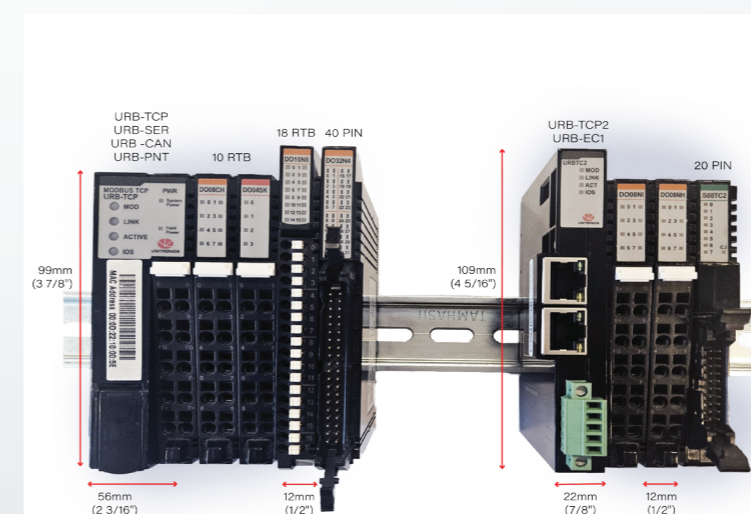
REMOTE I/O VIA ETHERNET

- Ethernet based
- Up to 63 I/O modules per adapter
- Slim modules - only 12mm
- 16-bit Analog Resolution
- Operating temperature: (-40°C) to 70°C / (-40°F) to 158°F



Network Adapter	URB-TCP	Modbus TCP, Ethenet / IP Adapter. 63 Modules	Supported by UniLogic
	URB-TCP2	Modbus TCP, Ethenet / IP Adapter. 6 Modules	
	URB-CAN	CANopen Adapter. 63 Modules	
	URB-EC1	EtherCAT Adapter. 6 Modules	
	URB-PNT	ProfiNET Adapter. 63 Modules	
	URB-SER	Modbus RTU Adapter. 63 Modules	
Digital Inputs	URD-0800	DI 8, Universal, 24 VDC, 10 RTB	
	URD-1600-8	DI 16, Universal, 24 VDC, 18 RTB	
	URD-3200-4	DI 32, Universal, 24 VDC, 40 Pin	
	URD-0400B	DI 4, 120 V, 10 RTB	
	URD-0400C	DI 4, 240 V, 10 RTB	
	URD-0200D	2 x Encoder Input, 5 VDC, 10 RTB	
	URD-0200E	2 x High Speed Counter, 24 VDC, 10 RTB	
	Digital Outputs	URD-0008CH	DO 8, Source, 24 VDC / 0.5 A, 10 RTB
URD-0008CI		DO 8, Source, 24 VDC / 2 A, 10 RTB	
URD-0016CG-8		DO 16, Source, 24 VDC / 0.3 A, 18 RTB	
URD-0032CG-4		DO 32, Source, 24 VDC / 0.3 A, 40 Pin IDC	
URD-0008NH		DO 8, Sink, 24 VDC / 0.5 A, 10 RTB	
URD-0008NI		DO 8, Sink, 24 VDC / 2 A, 10 RTB	
URD-0016NG-8		DO 16, Sink, 24 VDC / 0.3 A, 18 RTB	
URD-0032NG-4		DO 32, Sink, 24 VDC / 0.3 A, 40 Pin IDC	
URD-0004RH		RO 4, 24 VDC / AC, 2A, 10 RTB	
URD-0004SK		RO 4, MOS, 240 VDC / AC, 0.5 A, 1 ORTB	
URD-0004SM		RO 4, MOS, 110 VDC / AC, 1 A, 10 RTB	
URD-0004SN		RO 4, MOS, 24 VDC / AC, 2 A, 10 RTB	
URD-0008SK-8		RO 8, MOS, 240 VDC / AC, 0.5 A, 18 RTB	
URD-0008SM-8		RO 8, MOS, 110 VDC / AC, 1 A, 18 RTB	
URD-0008SN-8		RO 8, MOS, 24 VDC / AC, 2 A, 18 RTB	
URD-02PU		DO 2 PULSE, 24 VDC, 0.5 A, 10 RTB	
URD-02PW		DO 2 PWM, 24 VDC, 0.5 A, 10 RTB	
URD-02PWH-8		DO 2 PWM, 24 VDC, 2 A, 18 RTB	
URD-04PW		DO 4 PWM, 24 VDC, 0.5 A, 10 RTB	
Analog Inputs		URA-04000	AI 4, 0~20, 4~20 mA, 12 Bits, 10 RTB
		URA-08000	AI 8, 0~20, 4~20 mA, 12 Bits, 10 RTB
		URA-16000-8	AI 16, 0~20, 4~20 mA, 12 Bits, 18 RTB
		URA-0400P	AI 4, 0~10, 0~5, 1~5 VDC, 12 Bits, 10 RTB
		URA-0800P	AI 8, 0~10, 0~5, 1~5 VDC, 12 Bits, 10 RTB

Analog Inputs	URA-1600P-8	AI 16, 0~10, 0~5, 1~5 VDC, 12 Bits, 18 RTB
	URA-0400T	AI 4, 0~20, 4~20 mA, 16 Bits, 10 RTB
	URA-0800T	AI 8, 0~20, 4~20 mA, 16 Bits, 10 RTB
	URA-1600T-8	AI 16, 0~20, 4~20 mA, 16 Bits, 18 RTB
	URA-0400U	AI 4, 0~10, 0~5, 1~5 VDC, 16 Bits, 10 RTB
	URA-0800U	AI 8, 0~10, 0~5, 1~5 VDC, 16 Bits, 10 RTB
	URA-1600U-8	AI 16, 0~10, 0~5, 1~5 VDC, 16 Bits, 18 RTB
Analog Outputs	URA-0004W	AO 4, 0~20 mA, 12 Bits, 10 RTB
	URA-0008W	AO 8, 0~20 mA, 12 Bits, 10 RTB
	URA-0004X	AO 4, 0~10 VDC, 12 Bits, 10 RTB
	URA-0008X	AO 8, 0~10 VDC, 12 Bits, 10 RTB
	URA-0016X-8	AO 16, 0~10 VDC, 12 Bits, 18 RTB
	URA-0004Y	AO 4, 0~20 mA, 16 Bits, 10 RTB
	URA-0008Y	AO 8, 0~20 mA, 16 Bits, 10 RTB
	URA-0004Z	AO 4, 0~10V DC, 16 Bits, 10 RTB
	URA-0008Z	AO 8, 0~10 VDC, 16 Bits, 18 RTB
	URA-0016Z-8	AO 16, 0~10VDC, 16 Bits, 18 RTB
	URA-0004J	AO 4, (-10)~10 VDC, 12 Bits, 10 RTB
	URA-0004K	AO 4, (-10)~10 VDC, 16 Bits, 10 RTB
Temperature and Special modules	URS-04RT	4 x RTD, 10 RTB
	URS-08RT-8	8 x RTD, 18 RTB
	URS-08RT-2	8 x RTD, 20 Pin IDC
	URS-04TC	4 x Thermocouple, 10 RTB
	URS-08TC-8	8 x Thermocouple, 18 RTB
	URS-08TC-2	8 x Thermocouple, 20 Pin IDC
	URA-0404PX-8	AI 4, AO 4, 0~10 VDC, 12 bits, 18 RTB
	URS-01PMA	3 Phase Power Monitor, 5 A, 10 RTB
	URS-08NT-C8	8 x NTC, 18 RTB
	URS-02LC-8	2 x Loadcell / Strain Gauge, 18 RTB
	URC-01RS2	1 x RS232, Full Duplex, 10 RTB
	URS-08PT-C8	8 x PTC, 18RTB
	URC-02RS2	2 x RS232, Full Duplex, 10 RTB
	URC-01RS48	1 x RS485, Half Duplex, 10 RTB
	URC-02RS48	2 x RS485, Half Duplex, 10 RTB
	URC-02SSI	2 x SSI, 1 ORTB
Power	URP-PS24V	Expansion Power Supply, 24 VDC, 1 A
	Optional parts	ADP-BBOARD20
ADP-BBOARD40		40 Pin IDC Breakout Board, 1m (3'3") Cable



Dimensions: 12mm (1/2" slice width).

High Density:
Up to 32 I/O points per slice, more than 1500 I/Os on an 800 mm (31 1/2") DIN-rail.

Advanced Mechanical Design:
Cabling suspension, RTB release button, DIN-rail locking.

Certifications: CE, UL, FCC

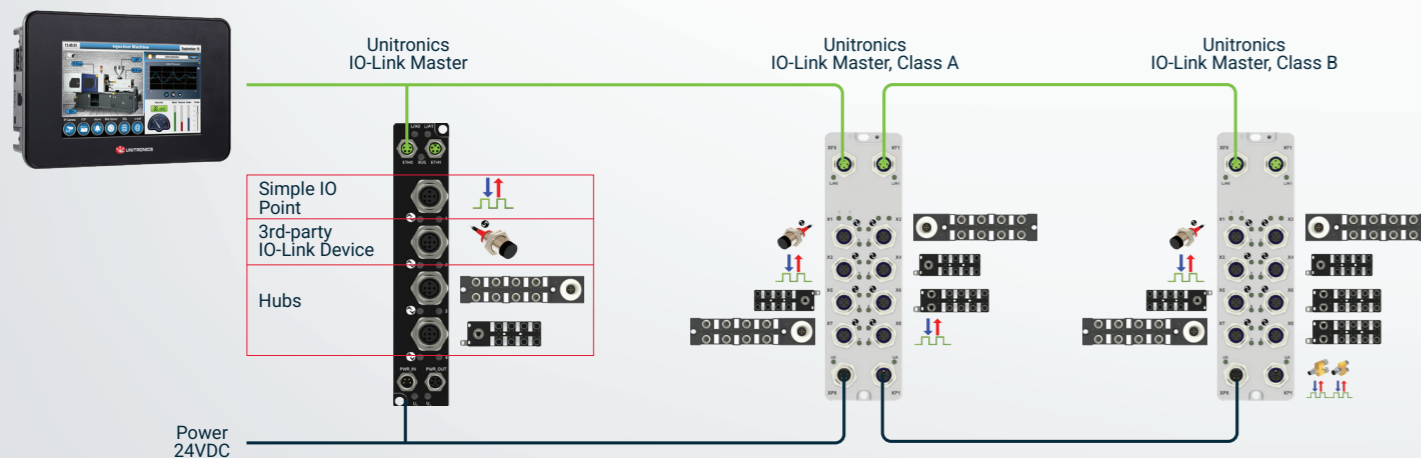
Wide Operating Temperature Range:
UL: (-40°C) ~ 70°C / (-20°C) ~ 60°C
UL: (-40°F) ~ 158°F / (-4°F) ~ 140°F

IO-LINK: SEAMLESS INTEGRATION WITH UNISTREAM SERIES

UniStream controllers support IO-Link MASTER via EtherNet/IP with simple drag & drop setup—no coding needed!

IO-Link Master and Hub Modules

Article Number	Description
ULK-EIP-4AP6	MASTER, 4 Ports class A, EtherNetIP, IP67
ULK-EIP-8AP6	MASTER, 8 Ports class A, EtherNetIP, IP67
ULK-EIP-4A4BP6	MASTER, 4 port class A + 4 port class B, EtherNetIP, IP67
ULK-0808P-M8P6	IO-LINK Digital HUB, 8 I/O, PNP, M8, IP67
ULK-0808N-M8P6	IO-LINK Digital HUB, 8 I/O, NPN, M8, IP67
ULK-1616P-M2P6	IO-LINK Digital HUB, 16 I/O, PNP, M12, IP67
ULK-1616N-M2P6	IO-LINK Digital HUB, 16 I/O, NPN, M12, IP67
ULK-1616P2-M2P6	IO-LINK Digital HUB, 16 I/O, PNP, 2A, M12, IP67
ULK-0808AIO-M2P6	IO-LINK Analog HUB, 8A I/O, M12, IP67



Accessories

Article Number	Primary side	Secondary Side	Length	Used for
ADP-M12AM4-2M12F4	M12, A-coded, Male, 4 pins	2 x M 12 A-coded, Female, 4 pins	-	M 12 HUBS splitter for M 12 sensors / actuators easy wiring
ADP-M12AM4-2M8F3	M12, A-coded, Male, 4 pins	2 x M 8 A-coded, Female, 3 pins	-	M 12 HUBS splitter for M 8 sensors / actuators easy wiring
CBL-M12DM4-RJ-2	M12, D-coded, Male, 4 pins	RJ 45 Ethernet	2m	Ethernet cable, PLC / Switch to Master 8 ports
CBL-M12DM4-RJ-5	M12, D-coded, Male, 4 pins	RJ 45 Ethernet	5m	Ethernet cable, PLC / Switch to Master 8 ports
CBL-M12DM4-M12DM4-2	M12, D-coded, Male, 4 pins	M 12, D-coded, Male, 4 pins	2m	Ethernet cable, daisy chain between 2 of 8 ports Masters
CBL-M12DM4-M12DM4-5	M12, D-coded, Male, 4 pins	M 12, D-coded, Male, 4 pins	5m	Ethernet cable, daisy chain between 2 of 8 ports Masters
CBL-M8AM4-RJ-2	M8, A-coded, Male, 4 pins	RJ 45 Ethernet	2m	Ethernet cable, PLC / Switch to Master 4 ports
CBL-M8AM4-RJ-5	M8, A-coded, Male, 4 pins	RJ 45 Ethernet	5m	Ethernet cable, PLC / Switch to Master 4 ports
CBL-M8AM4-M8AM4-2	M8, A-coded, Male, 4 pins	M 8, A-coded, Male, 4 pins	2m	Ethernet cable, daisy chain between 2 of 4 ports Masters
CBL-M8AM4-M8AM4-5	M8, A-coded, Male, 4 pins	M 8, A-coded, Male, 4 pins	5m	Ethernet cable, daisy chain between 2 of 4 ports Masters
CBL-M12LF5-OP-2	M12, L-coded, Female, 5 pins	Open lead wires	2m	Power cable, power supply to Master 8 ports
CBL-M12LF5-OP-5	M12, L-coded, Female, 5 pins	Open lead wires	5m	Power cable, power supply to Master 8 ports
CBL-M12LM5-M12LF5-2	M12, L-coded, Male, 5 pins	M 12, L-coded, Female, 5 pins	2m	Power cable, daisy chain between 2 of 8 ports Masters
CBL-M12LM5-M12LF5-5	M12, L-coded, Male, 5 pins	M 12, L-coded, Female, 5 pins	5m	Power cable, daisy chain between 2 of 8 ports Masters
CBL-M8AF4-OP-2	M8, A-coded, Female, 4 pins	Open lead wires	2m	Power cable, power supply to Master 4 ports
CBL-M8AF4-OP-5	M8, A-coded, Female, 4 pins	Open lead wires	5m	Power cable, power supply to Master 4 ports
CBL-M8AM4-M8AF4-2	M8, A-coded, Male, 4 pins	M 8, A-coded, Female, 4 pins	2m	Power cable, daisy chain between 2 of 4 ports Masters
CBL-M8AM4-M8AF4-5	M8, A-coded, Male, 4 pins	M 8, A-coded, Female, 4 pins	5m	Power cable, daisy chain between 2 of 4 ports Masters
CBL-M8AM4-OP-2	M8, A-coded, Male, 4 pins	Open lead wires	2m	Power cable, power supply output from Master 4 ports to general purpose
CBL-M8AM4-OP-5	M8, A-coded, Male, 4 pins	Open lead wires	5m	Power cable, power supply output from Master 4 ports to general purpose
CBL-M8AM3-OP-2	M8, A-coded, Male, 3 pins	Open lead wires	2m	M 8 HUB for M 8 sensors / actuators
CBL-M8AM3-OP-5	M8, A-coded, Male, 3 pins	Open lead wires	5m	M 8 HUB for M 8 sensors / actuators
CBL-M12AM4-OP-2	M12, A-coded, Male, 4 pins	Open lead wires	2m	M 12 master / hub ports to 4 pin open lead wires
CBL-M12AM4-OP-5	M12, A-coded, Male, 4 pins	Open lead wires	5m	M 12 master/hub ports to 4 pin open lead wires
CBL-A-M12AM4-M12AF4-2	M12, A-coded, Male, 4 pins	M 12, A-coded, Female, 4 pins	2m	M 12 Class A IO-Link Devices connection to Master 4 / 8 ports
CBL-A-M12AM4-M12AF4-5	M12, A-coded, Male, 4 pins	M 12, A-coded, Female, 4 pins	5m	M 12 Class A IO-Link Devices connection to Master 4 / 8 ports
CBL-B-M12AM5-M12AF5-2	M12, A-coded, Male, 5 pins	M 12, A-coded, Female, 5 pins	2m	M 12 Class B IO-Link Devices connection to Master 8 ports
CBL-B-M12AM5-M12AF5-5	M12, A-coded, Male, 5 pins	M 12, A-coded, Female, 5 pins	5m	M 12 Class B IO-Link Devices connection to Master 8 ports
ADP-ULKCFG	USB	M 12, A-coded, Female +2 wires supply 24 V	-	Configure the IO-Link devices "parameters" **IO-Link devices "parameters" Can be set also via IO-Link masters.

For other cable lengths or types, contact Unitronics.

VISILOGIC

VISION & SAMBA PLC SERIES PROGRAMMING SOFTWARE

DEVELOP PLC LOGIC AND HMI APPLICATIONS IN A SINGLE, INTUITIVE ENVIRONMENT.



HARDWARE CONFIGURATION

Intuitive set up: controller, I/Os, and COM channels



PROGRAMMING

Rapidly drag & drop elements and Function Blocks



HMI APPLICATION

Create beautiful HMI displays – includes rich image library



ALARMS: BUILT-IN SCREENS

Effectively alert staff via Alarm screens



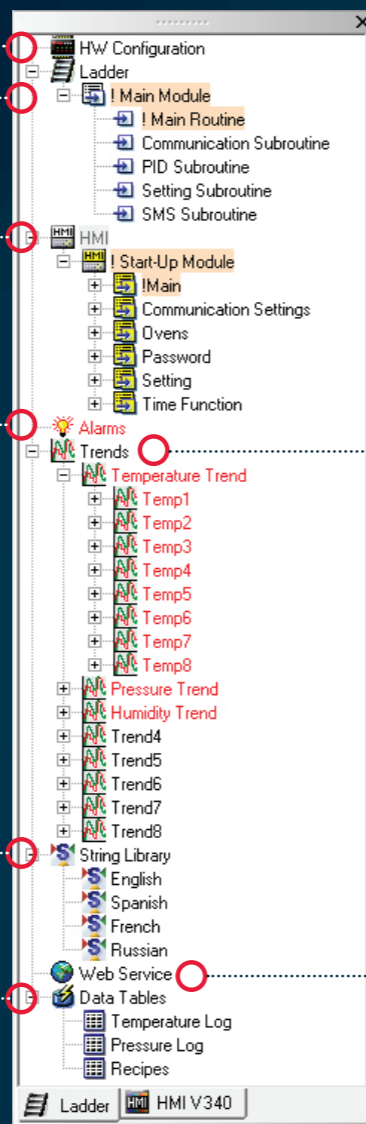
LANGUAGES - STRING LIBRARY

Instantly switch HMI language via screen touch



DATA TABLES

Create logs, import/export data, implement recipes



Remote Access

Monitor and control your machine from PC, tablet or phone.



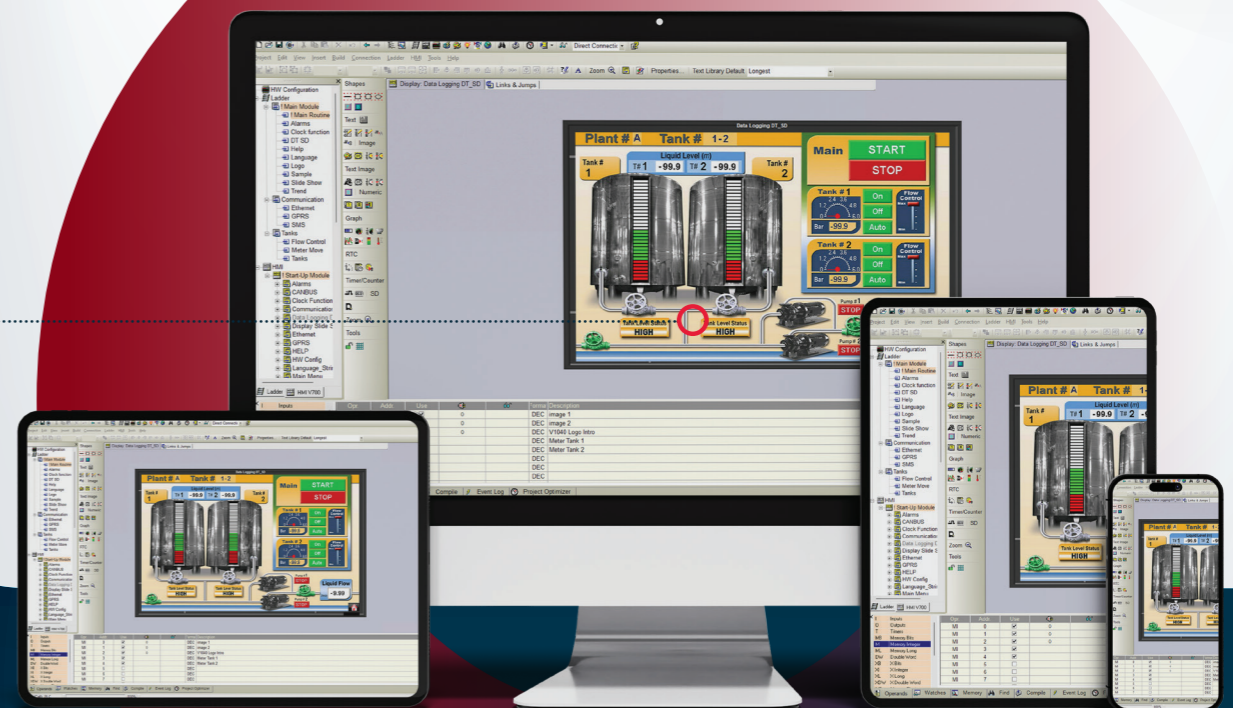
TREND GRAPHS

Display dynamic values in real-time



WEB SERVER

Display and edit application values via browser



SCAN TO DOWNLOAD VISILOGIC SOFTWARE!

VisiLOGIC

VISION PLC SERIES

VISION 560 // 570 // 700 // 1040 // 1210

KEY FEATURES

RELIABLE & VERSATILE

PLC + HMI combination for seamless control and monitoring.

COLOR TOUCHSCREEN DISPLAY

Available in 5.7" to 12.1" for intuitive operation.

SCALABLE I/O EXPANSION

Supports up to 1,000 I/Os for diverse automation needs.

BUILT-IN SERIAL COMMUNICATION

RS485 and CANbus ports ensure seamless industrial networking.

ADVANCED DATA MANAGEMENT

microSD slot for data logging, cloning, and storage.

REMOTE ACCESS & CONTROL:

- Operate via PC or mobile application for real-time monitoring.
- Built-in Web Server HMI for seamless remote interaction.

ETHERNET CONNECTIVITY

Ensures fast and reliable industrial communication.



PLC Model	V560-T25B V570-57-T20B-J	V700-T20BJ	V1040-T20B	V1210-T20BJ	
CPU	Real-time application size	2 MB			
	Non-retained memory	1024 X-bits, 512 X-integers, 256 X-long integers, 64 X-double words			
	Retained memory	8192 coils, 4096 registers, 512 long integers (32 bit), 256 double words (32 bit unsigned), 64 memory floats, 384 timers, 32 counters.			
	Battery backup	7 years typical at 25°C / 77°F, battery back-up for all memory sections and RTC			
	Real-time Clock (RTC)	Yes			
HMI Panel Spec	Display size (Inch)	5.7"	7"	10.4"	12.1"
	Display resolution	320 x 240 (QVGA)	800 x 480 (WVGA)	800 x 600 (SVGA)	
	Touchscreen	Resistive, Analog			
	Color depth	65,536 (16 bit)			
	Internal memory	Images: 16 MB Fonts: 1 MB	Images: 32 MB Fonts: 1 MB		
	Keypad	24 Functional Keys (V560 only)	-		
	Viewing Area Width x Height (mm)	115.2 x 86.4	154.08 x 85.92	210 x 157.5	246.8 x 185.3
Communication & Connectivity (Built-in)	Cut-Out Width x Height (mm)	V 560= 209 x 126.0 V 570=182 x 124.5	193 x 125	274 x 230	297 x 228.5
	Ethernet ports	-	1	-	
	Serial ports	2 Isolated RS485 / RS232	1 Isolated RS485 / RS232	2 Isolated RS485 / RS232	
	CANbus ports	1	-	1	
	microSD card	1			
	USB port (programming)	mini-B, excluding V560-T25B			
I/O & Communication Expansion Options	UniCloud	Via UCR routers			
	Snap-in I/O modules (pg. 40)	Snap-in I/O Modules plug directly to the back			
	Additional Ethernet port (pg. 41)	1	-	1	
	Additional Serial port (pg. 41)	1			
	Additional CANbus ports (pg. 41)	-	1	-	
	Local I/O Expansion (pg. 46-47)	Use Local Expansion Adapters (EX- [®]) to add up to 8 modules			
	Remote I/O Expansion (pg. 46-47)	* EX-RC1 (CANbus) adapters allow for additional I/O expansion. * URB remote I/O adapters support both Ethernet and CANbus communication.			
Power Supply	Operating Voltage	24 VDC or 12 VDC when no Snap-in I/O mounted			
	Ingress Protection rating	IP66 / NEMA4X when panel-mounted	IP65 / NEMA4X when panel mounted		
Operating Conditions	Operating Temperature	0°C to 50°C / 32°F to 122°F			
	Approvals	UKCA, UL, CE, EAC, UL Hazardous Locations, Class I, Division2 (model dependent)			



SNMP V1



J1939

CANlayer2

VISION SERIES SNAP-IN I/O MODULES.

COMPATIBLE WITH:

V560 // V570 // V700 // V1040 // V1210

Article Number	Inputs				Outputs				Operating Voltage
	Digital (isolated) ¹	HSC/ Shaft-Encoder ¹	Analog	Temperature Measurement	Transistor (isolated) ²	PWM/HSO ²	Relay	Analog	
V200-18-E1B	16 pnp / npn	2 10 kHz 32 - bit	3 0 - 10 V, 0 - 20 mA, 4 - 20 mA 10 - bit	—	4 pnp / npn	2 pnp 0.5 kHz nnp 50 kHz	10	—	24 VDC
V200-18-E2B	16 pnp / npn	2 10 kHz 32 - bit	2 0 - 10 V, 0 - 20 mA, 4 - 20 mA 10 - bit	—	4 pnp / npn	2 pnp 0.5 kHz nnp 50 kHz	10	2 0 - 10 V, 0 - 20 mA, 4 - 20 mA 12 - bit	24 VDC
V200-18-E3XB	18 pnp / npn	2 10 kHz 32 - bit	4 (Isolated) Thermocouple, PT 100, 0-10 V, 0-20 mA, 4 - 20 mA, 14 - bit		2 pnp / npn	2 pnp 0.5 kHz nnp 50 kHz	15	4 (Isolated) 0 - 10 V, 4 - 20 mA 12 - bit	24 VDC
V200-18-E4XB	18 pnp / npn	2 10 kHz 32 - bit	4 (Isolated) Thermocouple, PT 100, 0 - 10 V, 0 - 20 mA, 4 - 20 mA, 14 - bit		15 pnp 2 nnp / pnp	2 pnp 0.5 kHz nnp 50 kHz	—	4 (Isolated) 0 - 10 V, 4 - 20 mA 12 - bit	24 VDC
V200-18-E5B	18 pnp / npn	2 10 kHz 32 - bit	3 0 - 10 V, 0 - 20 mA, 4 - 20 mA 10 - bit	—	15 pnp 2 nnp / npn	2 pnp 0.5 kHz nnp 50 kHz	—	—	24 VDC
V200-18-E6B	18 pnp / npn	2 10 kHz 32 - bit	2 Thermocouple, PT 100, 0 - 10 V, 0 - 20 mA, 4 - 20 mA, 14 - bit 3 0 - 10 V, 0 - 20 mA, 4 - 20 mA 10 - bit		2 pnp / npn	2 pnp 0.5 kHz nnp 50 kHz	15	2 (Isolated) 0 - 10 V, 4 - 20 mA 12 - bit	24 VDC
V200-18-E46B	18 pnp / npn	2 10 kHz 32 - bit	6 0 - 10V, 0 - 20 mA, 4 - 20 mA 14 - bit 3 0 - 10V, 0 - 20 mA, 4 - 20 mA 10 - bit	—	2 pnp / npn	2 pnp 0.5 kHz nnp 100 kHz	15	2 (Isolated) 0 - 10 V, 4 - 20 mA 12 - bit	24 VDC
V200-18-E62B ³	30 pnp / npn	2 100 kHz 32 - bit	2 0 - 10 V, 0 - 20 mA, 4 - 20 mA 10 - bit	—	28 pnp 2 nnp / pnp	2 pnp 0.5 kHz nnp 100 kHz	—	—	24 VDC

¹ The total number of digital inputs listed includes high-speed inputs.
² The total number of digital outputs listed includes high-speed outputs.
³ Not UL certified

Vision & Samba COM Modules

Enhance Vision's communication capabilities

Model	Ethernet	RS232 / RS485	Isolated RS232 / RS485	CANbus	Profibus
SAMBA	V100-17-ET2	V100-17-RS4	V100-17-RS4X	V100-17-CAN	—
V130, V350, V430 ¹	V100-17-ET2, V100-S-ET2 ^{5,3}	V100-17-RS4	V100-17-RS4X	V100-17-CAN, V100-S-CAN ^{5,3}	V100-17-PB1
V560, V570, V1040, V1210 ²	V200-19-ET2	—	V200-19-RS4-X	Built-in	—
V700 ⁴	Built-in	V100-17-RS4	V100-17-RS4X	V100-17-CAN	V100-17-PB1

¹ V130/V350/V430: Two ports may be added: 1 for Serial/Ethernet/Profibus and 1 for CANbus.
² V560/V570/V1040/V1210: 1 port may be added: Serial/Ethernet.
³ Extended temperature cards, operational temperature : -30°C to 60°C (-22°F to 140°F) - for V350-JS-TA24 only.
⁴ V700 is supplied with an Built-in Ethernet port. One port may be added: Serial/Profibus, and CANbus.
⁵ Not UL certified



VISION PLC SERIES

VISION 130 // 350 // 430

KEY FEATURES

VERSATILE HMI OPTIONS

2.4", 3.5", and 4.3" display sizes.

HIGH-QUALITY DISPLAYS

- Vision 350 & 430: color touchscreens
- Vision 130: monochrome display.

SCALABLE I/O EXPANSION

Expand up to 512 I/Os (V 350 & V 430) and 256 I/Os (V 130).

INTEGRATED SERIAL COMMUNICATION

Built-in RS232 / RS485 for reliable connectivity.

FLEXIBLE COMMUNICATION PORTS

Optional Serial/Ethernet/Profibus + CANbus


REMOTE ACCESS & CONTROL:

- PC & Mobile – Monitor and control systems remotely.
- Web-Based HMI – Built-in Web Server for intuitive remote operation.

ADVANCED DATA HANDLING

microSD slot for data logging, application storage, and more.



PLC Model	V130	V350	V430	
CPU	Real-time application size	488 KB	1 MB	1 MB
	Non-retained memory	1024 X-bits, 512 X-integers, 256 X-long integers, 64 X-double words		
	Retained memory	4096 coils, 2048 registers, 256 long integers (32-bit), 64 double words (32-bit unsigned), 24 floats, 192 timers (32-bit), 24 counters	8192 coils, 4096 registers, 512 long integers (32 bit), 256 double words (32 bit unsigned), 64 memory floats, 384 timers, 32 counters	
	Battery backup	7 years typical at 25°C / 77°F, battery back-up for all memory sections and RTC		
	Real-time Clock (RTC)	Yes		
HMI Panel Spec	Display size (Inch)	2.4"	3.5"	4.3"
	Display resolution	128 x 64	320 x 240 (QVGA)	480 x 272
	Touchscreen	–	Resistive, Analog	
	Color depth	Monochrome display	65,536 (16-bit)	
	Internal memory	Images: 128 KB Fonts: 128 KB	Images: 8 MB Fonts: 512 K	Images: 12 MB Fonts: 512 K
	Viewing Area Width x Height (mm)	58 x 30.5	72 x 54.5	96.7 x 55.5
	Cut-Out Width x Height (mm)	92 x 92		122.5 x 91.5
	Keys	20 programmable	5 programmable	
Communication & Connectivity (Built-in)	Serial ports	1xRS485 / RS232		
	microSD card	1		
	USB port (programming)	–	mini - B	
	UniCloud	Via UCR routers		
I/O & Communication Expansion Options	Built-in I/O, model dependent (pg. 44-45)	Yes, According to model (See Built-in I/Os model table)		
	Additional Ethernet port (pg. 41)	1		
	Additional Serial port (pg. 41)	1		
	Additional CANbus ports (pg. 41)	1		
	Additional Profibus port (pg. 41)	1		
	Local I/O Expansion (pg. 46-47)	Use Local Expansion Adapters (EX- ) to add up to 8 modules		
	Remote I/O Expansion (pg. 46-47)	* EX-RC1 (CANbus) adapters allow for additional I/O expansion. * URB remote I/O adapters support both Ethernet and CANbus communication.		
	Power Supply	Operating Voltage 24 VDC / 12 VDC for B1 models		
Operating Conditions	Panel IP rating IP66 / NEMA4X when panel-mounted			
	Operating Temperature 0°C to 50°C / 32°F to 122°F		0°C to 50°C / 32°F to 122°F For V350 - JS - TA24: (-30°C) to 60°C / (-22°F) to 140°F	
	Approvals UL, CE, EAC, UL Hazardous Locations, Class I, Division2 (model dependent)			

VISION PLC SERIES I/O CONFIGURATIONS

VISION 130 // 350 // 430 MODELS

Article Number ⁵	Summary	Inputs ¹				Outputs				
		Digital ²	HSC / Shaft-Encoder ²	Analog	Temperature Measurement	Transistor ³	PWM/HSO ³	Relay	Analog	Operating Voltage
V130-J-B1 V350-J-B1 V430-J-B1	No onboard I/Os	–	–	–	–	–	–	–	–	12 / 24 VDC
V350-J-TR20 V430-J-RH2 V130-J-TR20	10 Digital, 2 D/A Inputs ¹ 6 Relay Outputs 2 High-speed Transistor Outputs ⁶	12	3 200 kHz, 32 - bit	2 0 - 10 V, 0 - 20 mA, 4 - 20 mA 10 - bit	–	2 npn ⁶	2 (2 PTO) 200 kHz max ⁶	6	–	24 VDC
V350-J-R34 V430-J-R34 V130-J-R34	20 Digital, 2 D/A Inputs ¹ 12 Relay Outputs	22	3 30 kHz, 32 - bit	2 0 - 10 V, 0 - 20 mA, 4 - 20 mA 10 - bit	–	–	–	12	–	24 VDC
V350-J-TR34 V430-J-TR34 V130-J-TR34	20 Digital, 2 D/A Inputs ¹ 8 Relay, 4 High-speed Transistor Outputs	22	3 200 kHz, 32 - bit	2 0 - 10 V, 0 - 20 mA, 4 - 20 mA 10 - bit	–	4 npn	4 (3 PTO) 200 kHz max	8	–	24 VDC
V350-J-TR6 V430-J-RH6 V130-J-TR6	6 Digital, 2 D/A ¹ , 4 Analog Inputs 6 Relay Outputs 2 High-speed Transistor Outputs ⁶	8	1 200 kHz, 32 - bit	2 0 - 10 V, 0 - 20 mA, 4 - 20 mA and 4 0 - 20 mA, 4 - 20 mA 10 - bit	–	2 npn ⁶	2 (2 PTO) 200 kHz max ⁶	6	–	24 VDC
V350-J-RA22 V430-J-RA22 V130-J-RA22	8 Digital, 2 D/A, 2 TC/PT100/ Digital Inputs ¹ 4 Relay, 2 Analog Outputs	12	1 30 kHz, 32 - bit	2 0 - 10 V, 0 - 20 mA, 4 - 20 mA 14 - bit	2 Thermocouple, PT 100	–	–	8	2 0 - 10 V, 4 - 20 mA 12 - bit	24 VDC
V350-J-TRA22 V430-J-TRA22 V130-J-TRA22	8 Digital, 2 D/A, 2 TC/PT100/ Digital Inputs ¹ 4 Relay, 2 Analog, 4 High-Speed Transistor Outputs	12	1 200 kHz, 32 - bit	2 0 - 10 V, 0 - 20 mA, 4 - 20 mA 14 - bit	2 Thermocouple, PT 100	4 npn	4 (2 PTO) 200 kHz max	4	2 0 - 10 V, 4 - 20 mA 12 - bit	24 VDC
V350-J-T2 V430-J-T2 V130-J-T2	10 Digital, 2 D/A Inputs ¹ 12 Transistor Outputs	12	3 30 kHz, 32 - bit	2 0 - 10 V, 0 - 20 mA, 4 - 20 mA 10 - bit	–	12 pnp	7 0.5 kHz	–	–	24 VDC
V350-J-T38 V430-J-T38 V130-J-T38	20 Digital, 2 D/A Inputs ¹ 16 Transistor Outputs	22	2 30 kHz, 32 - bit	2 0 - 10 V, 0 - 20 mA, 4 - 20 mA 10 - bit	–	16 pnp	7 0.5 kHz	–	–	24 VDC
V350-J-TA24 V350-JS-TA24 ⁴ V430-J-TA24 V130-J-TA24	8 Digital, 2 D/A, 2 TC/PT100/ Digital Inputs ¹ 10 Transistor, 2 Analog Outputs	12	1 30 kHz, 32 - bit	2 0 - 10 V, 0 - 20 mA, 4 - 20 mA 14 - bit	2 Thermocouple, PT 100	10 pnp	5 0.5 kHz	–	2 0 - 10 V, 4 - 20 mA 12 - bit	24 VDC

¹ In some models certain inputs are adaptable via wiring and software settings, and can function as digital, high-speed, analog, and in certain models as TC or PT 100. Adapting requires input pins. This reduces the number of digital inputs. Pin requirements:

- Each high-speed requires 1 or 2 pins
- Each analog input requires 1 pin.
- The first PT input requires 3 pins, and two additional pins for each additional PT input.
- Each TC input requires 2 pins.

Example: V350-35-RA22 offers 12 digital inputs.
Implementing 2 TC inputs requires 4 pins, leaving 8 pins free.
Implementing 2 PT inputs uses 5 input pins.

² The total number of digital inputs listed includes high-speed and adaptable inputs.

³ The total number of digital outputs listed includes high-speed outputs.

⁴ Extended temperature unit

⁵ To order a classic V 350 and V 130 with a Bezel panel, switch the 'J' in the model number to 33 = V 130 / 35 = V 350, ex. V350, V 350-33- TR 20

⁶ Refers only to V 350 and V 130 Models

VISION SERIES

I/O EXPANSION MODULES & ACCESSORIES

	Inputs						Outputs					
	Article Number	Digital ⁵	HSC ⁵	Analog	Temperature Measurement	Weight Measurement	Transistor ⁶	PWM/HSO ⁶	Relay	Analog	Operating Voltage	
Digital	IO-DI8-TO8	8 pnp / npn	1 5 kHz 16 - bit	–	–	–	8 pnp	–	–	–	24 VDC ⁸	
	IO-DI8-RO4	8 pnp / npn	1 5 kHz 16 - bit	–	–	–	–	–	4	–	24 VDC ⁸	
	IO-DI8-RO8	8 pnp / npn	1 5 kHz 16 - bit	–	–	–	–	–	8	–	24 VDC ⁸	
	EX90-DI8-RO8 ³	8 pnp / npn	1 5 kHz 16 - bit	–	–	–	–	–	8	–	24 VDC	
	IO-DI16	16 pnp / npn	1 5 kHz 16 - bit	–	–	–	–	–	–	–	24 VDC ⁹	
	IO-TO16	–	–	–	–	–	16 pnp	–	–	–	24 VDC	
	IO-RO8	–	–	–	–	–	–	–	8	–	24 VDC ⁹	
	IO-RO16	–	–	–	–	–	–	–	16	–	24 VDC ⁹	
IO-DI8ACH	8 AC	–	–	–	–	–	–	–	–	110 / 220 V		
Analog, Temperature and Weight / Strain Measurements	IO-AI4-AO2	–	–	4 0 - 10 V, 0 - 20 mA / 4 - 20 mA 12 - bit	–	–	–	–	–	2 ±10 V 12 - bit + sign, 0 - 20 mA, 4 - 20 mA 12 - bit	24 VDC	
	IO-PT400	–	–	–	4 PT 100/ NI 100/ NI 120	–	–	–	–	–	Not relevant	
	IO-PT4K	–	–	–	4 PT 1000 / NI 1000	–	–	–	–	–	Not relevant	
	IO-AO6X	–	–	–	–	–	–	–	–	6 (Isolated) 0 - 10 V, 0 - 20 mA, 4 - 20 mA 12 - bit	24 VDC	
	IO-LC1	1 pnp	–	–	–	–	1 Loadcell / Strain gauge	2 pnp	–	–	–	24 VDC
	IO-LC3	1 pnp	–	–	–	–	3 Loadcell / Strain gauge	2 pnp	–	–	–	24 VDC
	IO-ATC8	–	–	–	8 Thermocouple, 0 - 10 V, 0 - 20 mA, 4 - 20 mA 14 - bit	–	–	–	–	–	–	Not relevant
	IO-AI8	–	–	–	8 0 - 10 V, 0 - 20 mA / 4 - 20 mA 14-bit	–	–	–	–	–	–	Not relevant
Combo	IO-D16A3-RO16	16 pnp / npn	2 30 kHz 32 - bit	3 0 - 20 mA, 4 - 20 mA 10 - bit	–	–	–	–	16	–	24 VDC	
	IO-D16A3-TO16	16 pnp / npn	1 30 kHz 32 - bit	3 0 - 20 mA, 4 - 20 mA 10 - bit	–	–	15 pnp, 1 pnp / npn	1 pnp 0.5 kHz nnp 50 kHz	None	–	24 VDC	
	EX-D16A3-RO8 ⁷	16 pnp / npn	2 30 kHz 32 - bit	3 0-20 mA, 4 - 20 mA 10 - bit	–	–	None	None	8	–	24 VDC	
	EX-D16A3-TO16 ⁷	16 pnp / npn	1 30k Hz 32 - bit	3 0-20 mA, 4 - 20 mA 10-bit	–	–	15 pnp 1 pnp / npn	1 pnp 0.5 kHz nnp 50 kHz	None	–	24 VDC	
High-speed Remote I/O Module	EXF-RC15 ^{2,4,9}	9 pnp / npn	3 200 kHz 32 - bit	–	–	–	4 nnp	4 (up to 3 PTO)	2	–	24 VDC	

I/O EXPANSION MODULE ADAPTERS

Article	Description
EX-A2X ¹	Local I/O module adapter, Galvanic isolation. Up to 8 modules may be connected to a single PLC ¹ Supports both 12 / 24 VDC
EX-RC1 ^{1,4}	Remote I/O module adapter, via CANbus. Multiple adapters may be connected to a single PLC, with up to 8 modules to each adapter ¹ . Supports both 12 / 24 VDC.

¹Number of supported I/Os & I/O modules varies according to module.

²The EXF-RC15 functions as a node in a Vision UniCAN network and connects to the Vision controller via CANbus and programmed in VisiLogic. The EXF-RC15 cannot be extended as regular I/O unit. High-speed inputs are configurable as either high-speed counter (HSC) or shaft-encoder.

³The EX 90 is housed in an open casing. Only one EX90 can be connected per PLC, as a single expansion module; Expansion adapter not required.

⁴Supported by Samba, Vision and UniStream series.

⁵The total number of digital inputs listed includes high-speed inputs. Example: the IO-D16A3-TO16 offers a total of 16 pnp/npn inputs. You can configure 14 as a HSC and 15 as a Counter reset; this reduces the available number of digital inputs to 14.

⁶The total number of digital outputs listed includes high-speed outputs. Example: the IO-D16A3-TO16 offers a total of 16 transistor outputs. You can configure 1 to High-speed output, reducing the number of available digital outputs to 15.

⁷Functions as local adapter. Can support up to 7 I/O modules.

⁸Also available as 12 VDC – contact us for part number.

⁹One HSC may be configured as a shaft encoder.

SAMBA SERIES

KEY FEATURES

COMPACT & COST-EFFECTIVE

All-in-One PLC + HMI for small-scale automation.

COLOR TOUCHSCREEN DISPLAY

Available in 3.5", 4.3", and 7" sizes.

FLEXIBLE COMMUNICATION

Optional Serial / Ethernet + CANbus ports.

REMOTE ACCESS & CONTROL

Operate via PC or mobile application.



Samba 7"

Samba 4.3"

Samba 3.5"

PLC Model	SM35-J-□	SM43-J-□	SM70-J-□	
CPU built-in	Real-time application size	80 KB	192 KB	192 KB
	Non-retained memory	64 X-bits, 32 X-integers, 16 X-long integers, 16 X-double words (32-bits unsigned)		
	Retained memory	512 coils, 256 registers, 32 long integers (32-bit), 32 double words (32-bit unsigned), 24 floats, 32 timers (32-bit), 16 counters		
	Battery backup	7 years typical at 25°C, battery back-up for all memory sections and RTC		
	Real-time Clock (RTC)	Yes		
HMI Panel Spec	Display size (Inch)	3.5"	4.3"	7"
	Display resolution	320 x 240 (QVGA)	480 x 272	800 x 480 (WVGA)
	Touchscreen	Resistive, Analog		
	Color depth	65,536 (16-bit)		
	Internal memory	Images: 1.5 MB Fonts: 320 KB	Images: 3 MB Fonts: 320 KB	Images: 8 MB Fonts: 512 KB
	Viewing Area Width x Height (mm)	72 x 54.5	96.4x55.2	153.7 x 86.7
	Cut-Out Width x Height (mm)	92 x 92	122.5 x 91.5	193 x 125
Communication & Connectivity (Built-in)	Serial ports	1 x RS232	—	—
	USB port (programming)	—	mini - B	
	UniCloud	Via UCR routers		
I/O & Communication Expansion Options	Built-in I/O (pg. 50)	Yes, According to model (See Built-in I/Os model table)		
	Additional Ethernet port (pg. 41)	1		
	Additional Serial port (pg. 41)	1		
	Additional CANbus ports (pg. 41)	1		
	Remote I/O Expansion (pg. 47)	* EX-RC1 (CANbus) adapters allow for additional I/O expansion. * URB remote I/O adapters support both Ethernet and CANbus communication.		
Power Supply	Operating Voltage	24 VDC		
Operating Conditions	Ingress Protection rating	IP 66 / NEMA4X when panel-mounted		
	Operating Temperature	0°C to 50°C / 32°F to 122°F		
	Approvals	UKCA, UL, CE, EAC, UL Hazardous Locations, Class 1 Division 2 (model dependent)		

SAMBA BUILT-IN I/O CONFIGURATIONS

Article	Summary	Inputs ¹				Outputs				Operating Voltage
		Digital ²	HSC / Shaft-Encoder ²	Analog	Temperature Measurement	Transistor ³	PWM/HSO ³	Relay	Analog	
SM35-J-R20 SM43-J-R20 SM70-J-R20	10 Digital Inputs / 2 D/A Inputs ⁴ / 8 Relay Outputs	12	1 30 kHz, 32-bit	2 0-10 V / 0-20 mA / 4-20 mA 10-bit	—	—	—	8	—	24 VDC
SM35-J-T20 SM43-J-T20 SM70-J-T20	10 Digital, 2 D/A Inputs / 8 Transistor Outputs	12	3 30 kHz, 32-bit	2 0-10 V / 0-20 mA / 4-20 mA 10-bit	—	8 pnp	7 0.5 kHz	—	—	24 VDC
SM35-J-RA22 SM43-J-RA22 SM70-J-RA22	12 Digital Inputs/1 HSC / Shaft-encoder, 2 Analog Inputs/ 2 PT100 / TC, 8 Relay Outputs, 2 Analog Outputs	12	1 30 kHz, 32-bit	2 0-10 V / 0-20 mA / 4-20 mA 14-bit	2 PT100 / Thermocouple	—	—	8	2 0-10 V / 4-20 mA / 12-bit	24 VDC
SM35-J-TA22 SM43-J-TA22 SM70-J-TA22	12 Digital Inputs/ 1 HSC/ Shaft / encoder, 2 Analog Inputs/ 2 PT100/TC/ 8 Transistor Outputs/ 2 Analog Outputs	12	1 30 kHz, 32-bit	2 0-10 V / 0-20 mA / 4-20 mA 14-bit	2 PT100 / Thermocouple	8 pnp	5 0.5kHz	—	0-10V / 4-20 mA / 12-bit ²	24 VDC

¹ In some models certain inputs are adaptable via wiring and software settings, and can function as digital or analog. Adapting requires input pins. This reduces the number of digital inputs. Pin requirements: Each analog input requires 1 pin. Example: SM35-J-R20 offers 12 digital inputs. Implementing 2 analog inputs requires 2 pins, leaving 10 pins free.

² The total number of digital inputs listed includes highspeed and adaptable inputs.

³ The total number of digital outputs listed includes high-speed outputs.

⁴ When selecting npn for the digital inputs, the 2 Analog inputs cannot be used.

PREFER TO WATCH, NOT READ?



Explore our YouTube Channel



JAZZ SERIES

KEY FEATURES

ALL-IN-ONE PLC + HMI

Affordable solution for small-scale automation.

REMOTE MONITORING & CONTROL

Operate via PC or mobile application.

FLEXIBLE I/O OPTIONS

Digital, analog, temperature, and high-speed inputs / outputs.

OPTIONAL SERIAL / ETHERNET PORTS

Expand connectivity as needed.



PLC Model		JZ20-J-
CPU	Real-time application size	48 K
	Non-retained memory	—
	Retained memory	256 coils, 256 registers, 64 timers
	Battery backup	7 years typical at 25°C / 77°F, battery back-up for all memory sections and RTC
	Real-time Clock (RTC)	Yes
HMI Panel Spec	Display resolution	2 lines, 16 characters
	Touchscreen	—
	Cut-Out Width x Height (mm)	117 x 89
Communication & Connectivity (Built-in)	USB port (programming)	mini-B
	UniCloud	Via UCR routers
I/O & Communication Expansion Options	Built-in I/O (pg. 54-55)	Yes, According to model (See Built-in I/Os configuration table) ¹
	Additional Ethernet port (pg. 54)	1
	Additional Serial port (pg. 54)	1
Power Supply	Operating Voltage	24 VDC
Operating Conditions	Ingress Protection rating	IP 65 / NEMA4X when panel mounted
	Operating Temperature	0°C to 50°C / 32°F to 122°F
	Approvals	UKCA, UL, CE, EAC

JAZZ BUILT-IN I/O CONFIGURATIONS

Article ⁴	Summary	Inputs ¹				Outputs					Operating Voltage
		Digital	HSC ²	Analog	Temperature Measurement	Transistor	PWM/HSO	Relay	Analog		
JZ20-J-R16	6 Digital Inputs, 2 D/A Inputs, 2 Analog Inputs ¹ , 6 Relay Outputs	8	2 10 kHz, 16 - bit	2 0 - 10 V 12 - bit 2 0 - 20 mA, 4 - 20 mA	—	—	—	6	—	24 VDC	
JZ20-J-R16HS	6 Digital Inputs, 3 HSC/Shaft-encoder, 2 D/A Inputs, 2 Analog Inputs, 6 Relay Outputs	8	3 10 kHz, 16 - bit	2 0 - 10 V 12 - bit 2 0 - 20 mA, 4 - 20 mA	—	—	—	6	—	24 VDC	
JZ20-J-R31	16 Digital Inputs, 2 D/A Input, 2 Analog Inputs ¹ , 11 Relay Outputs	18	2 10 kHz, 16 - bit	2 0 - 10 V 12 - bit 2 0 - 20 mA, 4 - 20 mA 10 or 12 - bit	—	—	—	11	—	24 VDC	
JZ20-J-T18	6 Digital Inputs, 2 D/A Input, 2 Analog Inputs ¹ , 8 Transistor Outputs	8	2 10 kHz, 16 - bit	2 0 - 10 V 12 - bit 2 0-20 mA, 4 - 20 mA 12-bit	—	8 pnp	—	—	—	24 VDC	
JZ20-J-T20HS	6 Digital Inputs, 3HSC / Shaft-encoder, 2 D/A Inputs, 2 Analog Inputs, 10 Transistor Outputs	8	3 10 kHz, 16 - bit	2 0-10 V 12 - bit 2 0-20 mA, 4 - 20 mA 10 or 12 - bit	—	8 pnp 2 nnp	3 3 kHz pnp 2 32 kHz npn	—	—	24 VDC	
JZ20-J-T40	16 Digital Inputs, 2 D/A Input, 2 Analog Inputs ¹ , 20 Transistor Outputs	18	2 10 kHz, 16 - bit	2 0 - 10 V 12 - bit 2 0 - 20 mA, 4 - 20 mA 12 - bit	—	20 pnp	—	—	—	24 VDC	
JZ20-J-UA24	9 Digital Inputs, 1 HSC, 2 D/A Inputs, 2 Analog Inputs, 2 TC / PT 100, 5 Relay Outputs, 2 Transistor Outputs, 2 Analog Outputs	11	1 10 kHz, 16 - bit	2 0 - 10 V 12 - bit 2 0-20 mA, 4-20 mA 12 - bit	2 Thermocouple, PT 100	2 pnp	2	5	2 +/-10 V, 4-20 mA 12-bit	24 VDC	
JZ20-J-UN20	9 Digital Inputs, 2 D/A Input ¹ , 1 Analog Inputs, 1 TC / PT 100 Inputs ¹ , 5 Relay Outputs 2 Transistor Outputs	11	1 10 kHz, 16 - bit	2 0 - 10 V 12 - bit 1 0 - 20 mA, 4 - 20 mA 10 or 12 - bit	1 Thermocouple, PT 100	2 pnp	2	5	—	24 VDC	

¹In some models certain inputs are adaptable, and can function as either digital or analog. Adapting requires input pins. This reduces the number of digital inputs. Pin requirements: Each analog input requires 1 pin.

²Note that the high speed inputs and adaptable inputs (D/A Inputs) are included in the total number of digital inputs (model dependent).

³Note that the high-speed outputs are included in the total number of npn/pnp digital outputs

⁴To order a classic Jazz with a Bezel panel, omit the 'J' from the model number, ex. JZ20-R16

⁵Can be used as a shaft encoder

Jazz Add-on Ports and Accessories

COM Port kit	Ethernet Communication Port	Program Cloner module
RS232 / RS485 (isolated) Article No.: JZ-RS4	Article No.: MJ20-ET1 ¹	Article No.: MJ20-MEM1

¹ Not UL certified



UNICLOUD: THE NO-CODE IIOT PLATFORM BUILT FOR MACHINE BUILDERS

Connect. Monitor. Optimize. In Less Than 30 Minutes.

UniCloud is a fully integrated Industrial IIoT platform designed specifically for OEMs and machine builders. With zero coding required, you can securely connect machines, monitor performance, and optimize operations—without IT teams, complex setup, or hidden costs.

TURN DATA INTO BUSINESS VALUE

Convert Machine Data Into Insights, Revenue & Savings




MEET YOUR CUSTOMERS' DEMANDS

Offer an advanced Industry4.0 Smart Solution, suited to today's competitive, dynamic market.



INCREASE YOUR REVENUES

Via service-level agreements, add-on services, and spare parts or consumables.




EXPAND YOUR BUSINESS

Offer new business models such as pay-per-use made possible by your ability to track and automatically analyze machine data



SAVE ON COSTS

Replace fixed maintenance schedules with condition-based, preventive maintenance—reducing on-site service visits.



BUILD YOUR COMPETITIVE ADVANTAGE

Design machines with higher efficiency based on real-world performance data.

BUILT FOR FAST RESULTS – NO CODE, NO IT HEADACHES

Convert Machine Data Into Insights, Revenue & Savings

UniCloud helps OEMs and machine builders deploy smarter solutions quickly—without needing dedicated developers or integrators.



UP AND RUNNING IN UNDER 30 MINUTES

Create live dashboards with drag-and-drop widgets, no experience needed.



REMOTE MONITORING & TROUBLESHOOTING

Monitor equipment in real time, spot issues early, and reduce downtime.



PREVENTIVE MAINTENANCE

Reduce service calls and **eliminate unplanned failures** by analyzing alarm trends and historical data.



DATA OWNERSHIP

Own your data. No reliance on IT or third-party services.



MULTI-LAYERED SECURITY

Protect your data with encryption, user roles, and full access control.





AUGMENTED REALITY (AR): SEE BEYOND THE MACHINE

SMARTER MAINTENANCE, FASTER TROUBLESHOOTING.

UniCloud AR overlays real-time PLC data directly onto machines, transforming maintenance and troubleshooting into an intuitive, visual experience.



Accelerated Troubleshooting

Technicians and operators can visualize live machine data directly on equipment. You get step-by-step guidance eliminating guesswork.



Increase Spare Parts & Consumables Sales

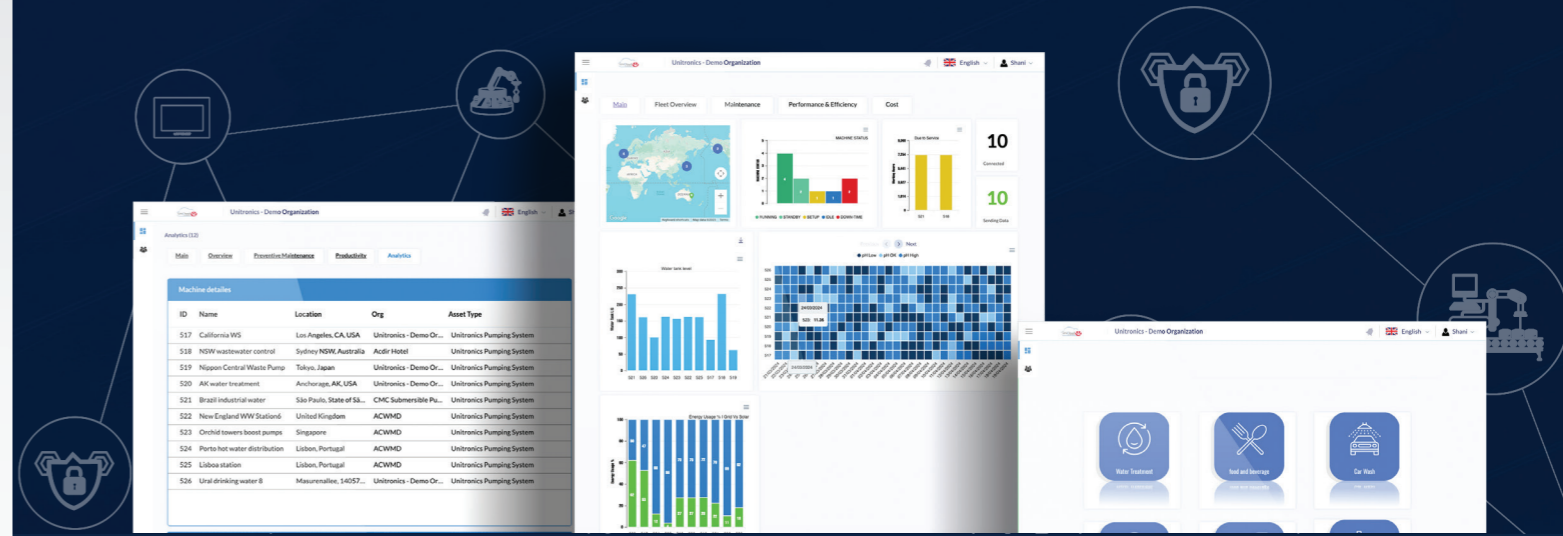
AR can highlight wear-and-tear components in real-time, prompting proactive replacements. Ensures faster maintenance and increased sales opportunities.



See Machine Data in Context

Get performance metrics right where they matter—on the machine itself.

UniCloud AR doesn't just improve efficiency—it transforms how teams interact with machines, making troubleshooting, and maintenance simpler, faster, and more effective.



FUTURE PROOF YOUR MACHINES WITH UNICLOUD

Designed for OEMs and machine builders, UniCloud helps you move fast today—and grow smarter tomorrow. Whether you're managing 10 or 10,000 machines, UniCloud scales with your business and lets you adapt to new models, services, and customer expectations.



GET STARTED WITH A 3-MONTH FREE TRIAL

SEE THE POWER OF UNICLOUD FIRSTHAND—NO RISK, NO COMMITMENT.

Visit www.unitronics.cloud to get started!

SCAN AND TRY FREE



ROUTERS

4G LTE CONNECTIVITY . FLEXIBLE . SECURE . SIMPLE

Use as a standalone industrial router, UniCloud gateway, or to enable secure remote access for Unitronics controllers—one device, multiple roles.

Dual functionality: serves as a cellular 4G LTE router and as a UniCloud gateway for Vision, Samba, Jazz, and 3rd party devices.

- Embedded Firewall for Robust Security, Remote Monitoring and Control
- Geo-Location via GNSS (GPS)
- Send SMS via Ethernet
- On-board Digital & Analog I/O

BUILT-IN FIREWALL

Protects networks with embedded security features.

CONNECTIVITY

WAN / LAN / Cellular / Wifi

SMS OVER ETHERNET

Send/receive text messages through network interface.

GPS TRACKING

Location services for asset monitoring and fleet control.



B5 SERIES
UCR-ST-B5



B8 SERIES
UCR-ST-B8

HARDWARE

Mobile	4 G (LTE) Cat 4 DL up to 150 Mbps, UL up to 50 Mbps; DC HSPA+; UMTS; TD SCDMA; EDGE; GPRS	
CPU	Atheros Hornet, MIPS 24 Kc, 400 MHz	Atheros Wasp, MIPS 74 Kc, 550 MHz
Memory	16 MB Flash, 64 MB DDR 2 RAM	16MB Flash, 128 MB DDR 2 RAM
Ethernet	2x 10 / 100 Ethernet ports: 1 x WAN (configurable as LAN), 1 x LAN	4x 10 / 100 Ethernet ports: 1 x WAN (configurable as LAN), 3 x LAN ports
Power Supply	9 - 30 VDC, 4 pin DC connector	
PoE (passive)	Passive PoE over spare pairs (available from HW revision 0007 and batch number 0010). Possibility to power up through LAN port, not compatible with IEEE 802.3 af and 802.3 at	
Inputs/Outputs	1 x Digital Input, 1 x Digital Open Collector Output on power connector	3 x Inputs (Digital, Digital galvanically isolated, Analog) + 1 x Digital Input on power connector
Connectors	1 x 4 pin DC, 2 x Ethernet, 2 x Mobile SMA, 1 x WiFi RP SMA	1x 4 pin DC, 4 x Ethernet, 2 x Mobile SMA, 2 x WiFi RP SMA , 1 x GPS SMA, 1 x RS232, RS485 , 1 x 6 pin
Memory Cards	X	microSD, Hinge Type slot
SIM	1x external SIM holder	2 x external SIM holders
Status LEDs	2 x connection type status, 5 x connection strength, 2 x LAN status, 1 x Power	1x bi color connection status, 5 x connection strength, 4 x LAN status, 1 x Power
Operating Temperature	(-40°) C to 75 C / (-40°)F to 167°F	
Housing	Aluminum housing, plastic panels	
Dimensions (mm)	83 x 74 x 25	100 x 110 x 50
Weight	125 g	287 g

Software Features

	B5 Series	B8 Series
Dynamic DNS	✓	✓
Multiple VPN Protocols	✓	✓
Wireless Access Point and Wireless Client	✓	✓
GPS Geo-fencing	✗	✓
Firewall	✓	✓
I/O Control	✓	✓
MQTT Broker	✓	✓
Modbus TCP and Modbus RTU	✓	✓
NTP Server	✓	✓

Network Coverage

	Article Number	Region Coverage	Frequency Bands
B5 Series	UCR-ST-B5-US	North America (AT&T), North America (Verizon)	• 4G: (LTE-FDD): B2, B4, B5, B12, B13, B14, B66, B71 • 3G: B2, B4, B5
	UCR-ST-B5-EU	Europe, the Middle East, Africa, Korea, Thailand, Malaysia	• 4G (LTE-FDD): B1, B3, B7, B8, B20, B28A • 3G: B1, B8 • 2G: B3, B8
	UCR-ST-B5-SA	South America, Australia, New Zealand, Taiwan	• 4G: (LTE-FDD): B1, B2, B3, B4, B5, B7, B8, B28 • 4G: (LTE-TDD): B40 • 3G: B1, B2, B5, B8 • 2G: B2, B3, B5, B8
B8 Series	UCR-ST-B8-US	North America (AT&T), North America (Verizon)	• 4G: (LTE-FDD): B2, B4, B5, B12, B13, B14, B66, B71 • 3G: B2, B4, B5
	UCR-ST-B8-EU	Europe, the Middle East, Africa, Korea, Thailand, India, Malaysia	• 4G: (LTE-FDD): B1, B3, B7, B8, B20, B28A • 4G: (LTE-TDD): B38, B40, B41 • 3G: B1, B8 • 2G: B3, B8
	UCR-ST-B8-SA	South America, Australia, New Zealand, Taiwan,	• 4G: (LTE-FDD): B1, B2, B3, B4, B5, B7, B8, B28 • 4G: (LTE-TDD): B40 • 3G: B1, B2, B5, B8 • 2G: B2, B3, B5, B8

For region coverage, please consult your mobile network provider.

Accessories

UCR-OP-B5-DIN	UCR B5/B8 DIN RAIL KIT
UCR-ACC-02	B8 LTE ANTENNA (SMA, 3m CBL)
UCR-ACC-03	B8 WiFi ANTENNA (SMA, 1.5m CBL)
UCR-ACC-04	GNSS ANTENNA (SMA, 3m CBL)
UCR-ACC-07	B5 LTE ANTENNA (SWIVEL, SMA)
UCR-ACC-08	B5 WiFi ANTENNA (SWIVEL, SMA)

UNITRONICS ROUTERS: YOUR UNICLOUD GATEWAY FOR ALL DEVICES



SERVO DRIVES, MOTORS & VFDS

SIMPLICITY IN EVERY MOVE

Unitronics motion products – Servo Drives, Motors, and Variable Frequency Drives (VFDs) – deliver a complete, easy-to-use solution for motion control. Designed for seamless integration with Unitronics PLCs, they eliminate complexity, reduce setup time, and provide unparalleled performance.

Each device can operate as a standalone solution, giving you full flexibility to match your application needs.

MOTION MADE SIMPLE

Built to remove complexity—Unitronics Motion products helping you get machines up and running faster, with no steep learning curve.

Works Seamlessly with Unitronics PLCs

Build a unified, end-to-end system without relying on third-party integration.

Ready-Made Motion Code Included

Get started faster with PLCopen-compatible motion code you can use, edit, or expand as needed.

Flexible Standalone Use

Servo Drives and VFDs can operate independently or within a Unitronics PLC environment.

Single Software Environment

Program, configure, and monitor both motion and logic control in a single intuitive interface.

Industry-Standard Communication

Supports multiple protocols, ensuring compatibility with other automation systems.

Cost-Effective Solution

Save on hardware, integration, and long-term maintenance with a unified, all-in-one approach.

Unitronics Motion products are built to make motion control easier—whether you're building a complete automation system or just need smart, standalone motion components.

READY-MADE MOTION CODE - GET MOVING IMMEDIATELY – NO PROGRAMMING NEEDED!

Free Ready-Made Motion code is available for VFDs and Servos, and comprises HMI screens and Motion control functions.

Simply download the code to your application, and tap a panel – even mobile – to:

Set motion parameters

Monitor Axis behavior and I/Os

Execute movements, such as Point-to-Point, Jog, and Homing

Motion Control programming: drag & drop function blocks

Test & view performance via built-in powerful, high-speed scope

Add Axes, drag & drop actuators; UniLogic automatically converts units

UniLogic automatically defines the correct configuration & sets up communications



Analyzes mechanical properties, and recommends safe values



VARIABLE FREQUENCY

DRIVES **RELIABLE, HIGH-PERFORMANCE DRIVES FOR MACHINES AND PROCESS CONTROL.**

- Simple to use • Robust • Broad power & Voltage range •

B1 SERIES

KEY FEATURES

Power range from 0.4 kW (0.5 hp) up to 110 kW (150 hp)

Built-in Sensorless Control: Vector, Torque, Volts per Hz

Built-in EMI filters and braking units

RS485: Modbus RTU Fieldbus

Wide voltage support: 220V – 480V

Safe Torque Off (STO)

Heavy-Duty overload capacity, up to 200%

Certified: UL, cUL, TÜV-SÜD Safety, and CE

Coated PCBs – added protection from dust and humidity

Multiple mounting options: wall, flange, and DIN rail

FLEXIBLE INTEGRATION

Use B1 Series drives as **stand-alone inverters**—or optimize your application by combining them with Unitronics' All-in-One controllers and our **free, ready-made motion control code**.

PRODUCT DESIGNATION KEY

UMI - 0022 E U - B1	No.	Key	Description
1 2 3 4 5	1	Product Line	Unitronics Motion Inverters
Example: UMI-0022EU-B1	2	Power Range	0004: 400W / 0.5hp 0022: 2.2kW / 3hp
	3	Power Rating	A: 1 ph 110 V – 120 V B: 1 ph 200 V – 240 V E: 3 ph 380 V – 440 V / 480 V
	4	Certification	U – UL Certified, E – TUV-SUD Certified*
	5	Product series	B1

* 0.4-11kw Drives are UL and cUL certified and support 480

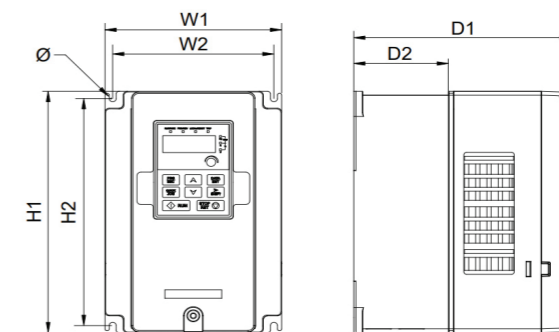
UMI-B1 SERIES: PRODUCT SPECIFICATIONS

		UMI-B1 (BE / EE)	UMI-B1 AU
Power	Input Voltage	1 Ph 200 - 240 V 3 Ph 200 - 240 V 3 Ph 380 - 440 V 3 Ph 380 - 480 V	1 Ph 110 - 120 V
	Output Voltage	3 Ph 0 - 240 V 3 Ph 0 - 440 V 3 Ph 0 - 480 V	3 Ph 0 - 240 V
	Input Frequency	50 Hz or 60 Hz; allowed range: 47 – 63 Hz	
	Supported Motors	Three Phase, Asynchronous Induction Motors	
	Output Frequency	0 - 400 Hz	
	Overload Capacity		150%, 60 seconds
		180%, 10 seconds	
		200%, 1 second	
Control	Control Method	SVPWM (Space Vector PWM) SVC (Sensorless Vector Control)	
	Control Setting	MODBUS, Analog, Digital, PID, Pulse	
	Communication	MODBUS RTU RS485	
	Keypad	Film Keypad: <4 kW (5 hp) Removable: ≥4 kW (5 hp)	Film Keypad
Input	Analog Inputs	Total 2: 1 (AI2) 0 - 10 V / 0 - 20 mA and 1 (AI3) -10 - 10V	
	Digital Inputs	Total 5: 4 inputs 1 kHz 1 input 50 kHz	
Output	Analog Outputs	Up to 2: 1 output 0 - 10 V / 0 - 20 mA ≤2.2 kW / 3 hp. (2nd output available from >2.2 kW / 3 hp)	2 : 0 - 10 V / 0 - 20 mA
	Digital Outputs	1 output sink / source + 1 Relay output 2 Relay outputs for >2.2 kW / 3 hp	1 output sink / source + 2 Relay output
Features	Dynamic Braking Unit (DBU)	Built-in (≤37 kW / 50 hp)	Build-in
		Optional DBU (>37 kW / 50 hp)	
	EMC	Built-in C3 (≥4 kW / 5 hp), complies with IEC / EN 61800 - 3	Optional external Filter: meet the degree requirement of IEC61800-3 C2, IEC61800 - 3 C3
Optional C3 (<4 kW / 5 hp), complies with IEC / EN 61800 - 3			
Optional C2, complies with IEC / EN 61800 - 3			
General	Operating Temperature	(-10)°C / 14°F - 50°C / 122°F (de-rated by 1% for every 1°C / 2°F above 40°C / 104°F)	
	Altitude	2000 m / 6600 ft (de-rated by 1% for every additional 100 m / 330 ft above 1000 m / 3300 ft)	
	Ingress Protection Rating	IP20	
	Mounting Options	Wall and Rail (≤2.2 kW / 3 hp)	Wall and Rail
		Wall and Flange (>2.2 kW / 3 hp)	
	Cooling	Air-cooling	
	Safe Torque Off	√	–
	Compliance	CE, TÜV-SUD Safety Mark UL and cUL (≤11 kW only / 15 hp only)	CE, UL, cUL



UMI-B1 SERIES MODELS

POWER (kW / hp)	Input / Output Voltage	Article Number	Rated Output Current (A)	Safety (TUV SUD)	UL & cUL
0.4 / 0.5	1 Ph 110 - 120 V / 3 Ph 0 - 240V	UMI-0004AU-B1	2.5	-	✓
	1 Ph 200 - 240V / 3 Ph 0 - 240V	UMI-0004BE-B1	2.5	STO	✓
	3 Ph 200 - 240V / 3 Ph 0 - 240V	UMI-0004CE-B1	2.5	STO	✓
0.75 / 1	1 Ph 110-120V / 3 Ph 0-240V	UMI-0007AU-B1	4.2	-	✓
	1Ph 200 - 240V / 3 Ph 0 - 240V	UMI-0007BE-B1	4.2	STO	✓
	3 Ph 200 - 240V / 3 Ph 0 - 240V	UMI-0007CE-B1	4.2	STO	✓
	3 Ph 380 - 480V / 3 Ph 0 - 480V	UMI-0007EE-B1	2.5	STO	✓
1.1 / 1.5	1 Ph 110 - 120V / 3 Ph 0 - 240V	UMI-0011AU-B1	5.8	-	✓
1.5 / 2	1 Ph 200-240V / 3 Ph 0-240V	UMI-0015BE-B1	7.5	STO	✓
	3 Ph 200-240V / 3 Ph 0-240V	UMI-0015CE-B1	7.5	STO	✓
	3 Ph 380-480V / 3 Ph 0-480V	UMI-0015EE-B1	4.2	STO	✓
2.2 / 3	1 Ph 200-240V / 3 Ph 0-240V	UMI-0022BE-B1	10	STO	✓
	3 Ph 200-240V / 3 Ph 0-240V	UMI-0022CE-B1	10	STO	✓
		UMI-0022EE-B1	5.5	STO	✓
4 / 5	3 Ph 380 - 480V / 0 - 480V	UMI-0040EE-B1	9.5	STO	✓
5.5 / 7.5		UMI-0055EE-B1	14	STO	✓
7.5 / 10		UMI-0075EE-B1	18.5	STO	✓
11 / 15		UMI-0110EE-B1	25	STO	✓
15 / 20	3 Ph 380 - 440V / 0 - 440V	UMI-0150EE-B1	32	STO	-
18.5 / 25		UMI-0185EE-B1	38	STO	-
22 / 30		UMI-0220EE-B1	45	STO	-
30 / 40		UMI-0300EE-B1	60	STO	-
37 / 50		UMI-0370EE-B1	75	STO	-
45 / 60		UMI-0450EE-B1	92	STO	-
55 / 75		UMI-0550EE-B1	115	STO	-
75 / 100		UMI-0750EE-B1	150	STO	-
90 / 120		UMI-0900EE-B1	180	STO	-
110 / 150		UMI-1100EE-B1	215	STO	-



Article Number	W1	H1	D1	D2	Weight (kg)
UMI-0004BE-B1	80	160	123.5	120.3	0.9
UMI-0007BE-B1					
UMI-0004BU-B1					
UMI-0007AU-B1	80	185	140.5	137.3	1.2
UMI-0011AU-B1					
UMI-0015BE-B1					
UMI-0004CE-B1					
UMI-0007CE-B1					
UMI-0022BE-B1					
UMI-0015BU-B1					1
UMI-0004CU-B1					
UMI-0007CU-B1					
UMI-0022BU-B1					
UMI-0007EE-B1					
UMI-0015EE-B1					
UMI-0022EE-B1	146	256	167	84.5	3.1
UMI-0007EU-B1					
UMI-0015EU-B1					
UMI-0022EU-B1	170	320	196.3	113	5.6
UMI-0040EE-B1					5.9
UMI-0110EE-B1	200	340.6	184.3	104.5	9
UMI-0150EE-B1					
UMI-0185EE-B1	250	400	202	123.5	15.5
UMI-0220EE-B1					
UMI-0300EE-B1					
UMI-0370EE-B1	282	560	238	138	25
UMI-0450EE-B1					
UMI-0550EE-B1					
UMI-0750EE-B1	338	554	329	-	45
UMI-0900EE-B1					
UMI-1100EE-B1					

UMI-B1 ACCESSORIES

Keypads

UMI Series	Keypad Type	Parameters Copy	Article Number
B1	LED Keypad	–	UMI-S0001
	LED Keypad	✓	UMI-S0005
	Keypad Bracket	–	UMI-S0081

All keypad models support standard Ethernet RJ45 cable.

UMI-B1

Additional external keypads are optional for the B1 product family.

Models having rated power above:

- 2.2 kW (3 hp), 3 ph, 480 V
- 1.5 kW (2 hp), 3 ph 220 V

Provided with detachable keypads.

Filters

Inputs filter: Control the electromagnetic interference generated from the VFD

Output filter: Control the interference from the output side of the VFD

C3 Filters

UMI Series	Power Rating		Input Voltage	Article Number
	kW	hp		
B1	0.4 - 2.2	0.5 - 3	1 Ph 220 V	UMI-S0030
	0.75 - 2.2	1 - 3	3 Ph 220 V / 480 V	UMI-S0031

C2 Filters

UMI Series	Power Rating		Input Voltage	Input Filter Article Number	Output Filter Article Number
	kW	hp			
B1	0.4 - 0.75	0.5 - 1	1 Ph 220 V	UMI-S0020	UMI-S0032
	1.5 - 2.2	2 - 3	1 Ph 220 V	UMI-S0021	UMI-S0033
	0.75 - 2.2	1 - 3	3 Ph 220 / 400 / 480 V	UMI-S0022	UMI-S0032
	4 - 5.5	5 - 7.5	3 Ph 220 / 400 / 480 V	UMI-S0023	UMI-S0033
	7.5 - 11	10 - 15	3 Ph 220 / 400 / 480 V	UMI-S0024	UMI-S0036
	15 - 18.5	20 - 25	3 Ph 220 / 400 / 460 V	UMI-S0025	UMI-S0037
	22 - 110	30 - 150	3 Ph 220 / 400 / 460 V	Contact Us	Contact Us

Braking Resistors

Power Rating		Braking Power	Input Voltage	Article Number
kW	hp			
0.4	0.5	250 W	1 / 3 Ph 220 V	UMI-S0051
0.75	1			
1.5	2	500 W	1 / 3 Ph 220 V	UMI-S0052
2.2	3	600 W	1 / 3 Ph 220 V	UMI-S0053
0.75	1	100 W	3 Ph 480 V	UMI-S0054
1.5	2	260 W	3 Ph 480 V	UMI-S0055
2.2	3	390 W	3 Ph 480 V	UMI-S0056
4	5	600 W	3 Ph 480 V	UMI-S0053
5.5	7.5	1000 W	3 Ph 480 V	UMI-S0058
7.5	10	1500 W	3 Ph 480 V	UMI-S0059
11	15	1560 W	3 Ph 480 V	UMI-S0060
15 - 18.5	20 - 25	3 kW	3 Ph 480 V	UMI-S0061
22 - 110	30 - 150	4.5 kW	3 Ph 480 V	Contact Us

Flange Mounting Plate

Power Rating		Article Number
kW	hp	
1.5 - 2.2	2 - 3	UMI-S0070
4 - 5.5	5 - 7.5	UMI-S0071
7.5 - 11	10 - 15	UMI-S0072
15 - 18.5	15 - 25	UMI-S0073
22 - 30	30 - 40	UMI-S0074

B7 SERIES VFDS

ETHERNET CONNECTIVITY, FUNCTIONAL SAFETY & CLOSED-LOOP PRECISION

High-performance drives. Simple setup. Smarter motion.

KEY FEATURES:

ETHERNET CONNECTIVITY:

Integrate seamlessly into modern industrial networks via optional communication card.

BUILT-IN STO

B7 is Functional Safety certified.

BROAD POWER & VOLTAGE RANGE

200-240 V: 0.75 kW–55 kW / 1–75 hp
380-480 V: 1.5 kW–500 kW / 2–670 hp
520-600 V: 0.75 kW–110 kW / 1–150 hp

CLOSED-LOOP CONTROL – POSITION, SPEED, AND TORQUE

Supports both constant and variable torque loads.

STANDARDS

UL & cUL, CE, and Functional Safety certified.

BUILT-IN BRAKE UNIT

For VFDs of 220 V (≤ 15 kW / 20 hp), 460 V (≤ 30 kW / 40 hp), and 575 V (≤ 18.5 kW / 25 hp).

LCD KEYBOARD

Line text + graphic screen and 'Wizard Mode' makes parameter setup easy.

EXPANDABLE ARCHITECTURE

Add expansion cards to fit your needs (communication, PG encoder, I/O).

SUPPORTS MULTIPLE MOTOR TYPES

Including Asynchronous Induction Motors and PM Synchronous Motors.

PRODUCT DESIGNATION KEY

UMI - 0022 E U - B7

No.	Key	Description
1	Product Line	Unitronics Motion Inverters
2	Power Range	0007:750 W / 1 hp 0022:2.2 kW / 3 hp
3	Power Rating	C: 3 Ph 200V - 240 V E: 3 Ph 380 V - 480 V F: 3 Ph 520 - 600 V
4	Certification	U: CE, UL and cUL certified
5	Product series	B7

Example: UMI-0022EU-B7

SIMPLIFIED INTEGRATION. REDUCED ENGINEERING TIME.

B7 inverters are engineered for **quick setup**, **smooth commissioning**, and reduced energy consumption. With **automatic integration and ready-made motion code**, you can go from unboxing to production faster—with fewer errors and less overhead. Use them independently or as part of your Unitronics All-in-One automation solution.



UMI-B7 SERIES

Product Specifications

Power	Input Voltage	3 Ph, 200 - 240 V 3 Ph, 380 - 480 V 3 Ph, 520 - 600 V
	Input Frequency	50 / 60 Hz (47 - 63 Hz)
	Supported Motors	Asynchronous Induction Motors, Permanent Magnet Synchronous
	Output Frequency	0 - 400 Hz
	Overload Capacity	150%, 60 seconds, 180%, 10 seconds, 200%, 1 second
Control	Control Method	SVPWM (Space Vector PWM) VC (Closed loop vector control) SVC (Sensorless Vector Control)
	Control Setting	MODBUS, Analog, Digital, PID, Pulse, variety of communication cards
	Communication	Build in MODBUS RTU RS485 + optional communication cards
	Keypad	Removable: All power range
Input	Analog Inputs	Total 2: AI1: 0 - 10 V / 0 - 20 mA, AI2: (-10) - 10 V
	Digital Inputs	4 regular inputs; max.frequency: 1 kHz; internal impedance: 3.3 kOhm 2 high-speed inputs ; max frequency:50 kHz
Output	Analog Outputs	1 output, A O1: 0 - 10 V / 0 - 20 mA
	Digital Outputs	Total 2: 1 output sink / source, 1 output 50 kHz
	Relay Outputs	Total 2 Programmable Multi - functional outputs
Features	Dynamic Braking Unit (DBU)	Built-in for VFDs of 220 V (15 kW / 20 hp), 480 V (30 kW / 40 hp), and 575 V (18.5 kW / 25 hp) Optional DBU Units for VFDs of 220 V (18.5-55 kW / 25-75 hp), 480 V (37-500 kW / 50- 670 hp), 575 V (22-110 kW / 30-150 hp)
	EMC Filters	For 230 / 480 VFDs Built-In C3, Comply with IEC / 61800-3
	Expansion Cards	Max number of Expansion Cards: 2 for drives 5.5 kW and 3 for drives 7.5 kW
General	Operating Temperature	(-10)°C / 14°F – 50°C / 122°F (de-rated by 1% for every 1°C / 2°F above 40°C / 104°F)
	Ingress Protection Rating	IP20
	Mounting Options	Wall, floor, flange mounting
	Cooling	Air-cooling
	Safe Torque Off	Integrated STO (SIL2)
	Compliance	CE, UL and cUL

TRUSTED. RECOGNIZED. AWARDED.

Voted best by engineers.

Unitronics has received top 14 industry awards – voted the best by engineers.

From automation innovation to interface design, our solutions are recognized where it matters most: by the people who use them.



ONE
— INTEGRATED —
SOLUTION
for Control & Automation

UNISTREAM

VISION

SAMBA

JAZZ



UMI-B7 SERIES

Power Rated Specifications

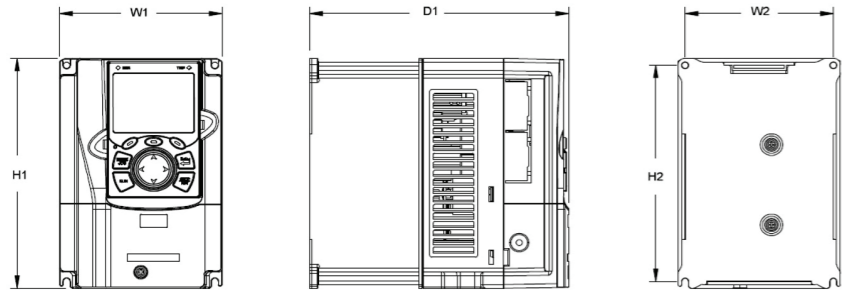
Article Number	Rated Output Power (kW / hp)	Rated Output Current (A)	Rated Power Frequency (Hz)	Rated Power Voltage (V)		
UMI-0007CU-B7	0.75 / 1	4.5	50 Hz / 60 Hz, Allowed range: 47 – 63 Hz	3 Ph 200 – 240 V		
UMI-0015CU-B7	1.5 / 2	7				
UMI-0022CU-B7	2.2 / 3	10				
UMI-0040CU-B7	4 / 5	16				
UMI-0055CU-B7	5.5 / 7.5	20				
UMI-0075CU-B7	7.5 / 10	30				
UMI-0110CU-B7	11 / 15	42				
UMI-0150CU-B7	15 / 20	55				
UMI-0185CU-B7	18.5 / 25	70				
UMI-0220CU-B7	22 / 30	80				
UMI-0300CU-B7	30 / 40	110				
UMI-0370CU-B7	37 / 50	130				
UMI-0450CU-B7	45 / 60	160				
UMI-0550CU-B7	55 / 75	200				
UMI-0015EU-B7	1.5 / 2	3.7			50 Hz / 60 Hz, Allowed range: 47–63 Hz	3 Ph 380–480 V
UMI-0022EU-B7	2.2 / 3	5				
UMI-0040EU-B7	4 / 5	9.5				
UMI-0055EU-B7	5.5 / 7.5	14				
UMI-0075EU-B7	7.5 / 10	18.5				
UMI-0110EU-B7	11 / 15	25				
UMI-0150EU-B7	15 / 20	32				
UMI-0185EU-B7	18.5 / 25	38				
UMI-0220EU-B7	22 / 30	45				
UMI-0300EU-B7	30 / 40	60				
UMI-0370EU-B7	37 / 50	75				
UMI-0450EU-B7	45 / 60	92				
UMI-0550EU-B7	55 / 75	115				
UMI-0750EU-B7	75 / 100	150				
UMI-0900EU-B7	90 / 120	180				
UMI-1100EU-B7	110 / 150	215				
UMI-1320EU-B7	132 / 175	260				
UMI-1600EU-B7	160 / 215	305				
UMI-1850EU-B7	185 / 250	340				
UMI-2000EU-B7	200 / 300	380				
UMI-2200EU-B7	220 / 300	425				
UMI-2500EU-B7	250 / 335	480				
UMI-2800EU-B7	280 / 375	530				
UMI-3150EU-B7	315 / 420	600				
UMI-3500EU-B7	350 / 470	650				
UMI-4000EU-B7	400 / 535	720				
UMI-5000EU-B7	500 / 670	860				

Article Number	Rated Output Power (kW / hp)	Rated Output Current (A)	Rated Power Frequency (Hz)	Rated Power Voltage (V)
UMI-0007FU-B7	0.75 / 1	2.1	50 Hz / 60 Hz, Allowed range: 47–63 Hz	3 Ph 520–600 V
UMI-0015FU-B7	1.5 / 2	3.2		
UMI-0022FU-B7	2.2 / 3	4.5		
UMI-0040FU-B7	4 / 5	6.5		
UMI-0055FU-B7	5.5 / 7.5	9		
UMI-0075FU-B7	7.5 / 10	12		
UMI-0110FU-B7	11 / 15	16		
UMI-0150FU-B7	15 / 20	21		
UMI-0185FU-B7	18.5 / 25	27		
UMI-0220FU-B7	22 / 30	35		
UMI-0300FU-B7	30 / 40	45		
UMI-0370FU-B7	37 / 50	52		
UMI-0450FU-B7	45 / 60	62		
UMI-0550FU-B7	55 / 75	86		
UMI-0750FU-B7	75 / 100	98		
UMI-0900FU-B7	90 / 125	120		
UMI-1100FU-B7	110 / 150	150		



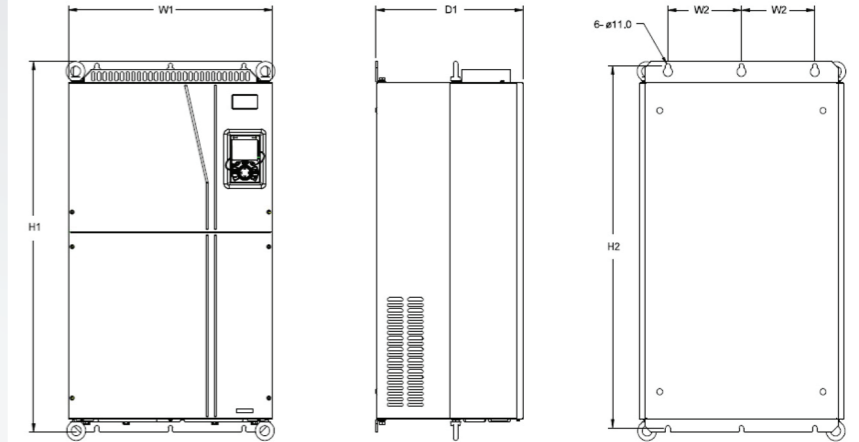
UMI- B7 SERIES

DRIVE DIMENSIONS

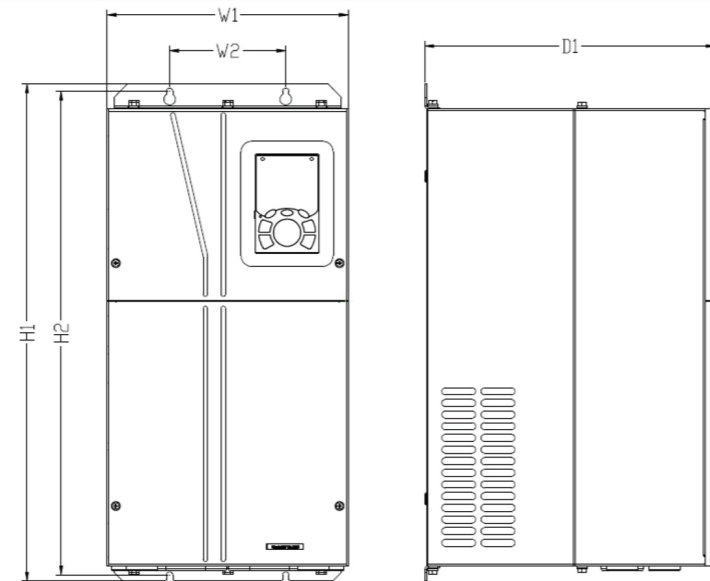


◀ **Wall installation:**
 220 V 0.75 - 15 kW / 1- 20 hp
 480 V 1.5 - 30 kW / 2 - 40 hp

Wall installation: ▶
 460 V 132 - 200 kW / 175 - 270 hp



Wall installation: ▶
 220 V 18.5 - 55 kW / 25 - 75 hp
 460 V 37 - 55 kW / 50 - 75 hp



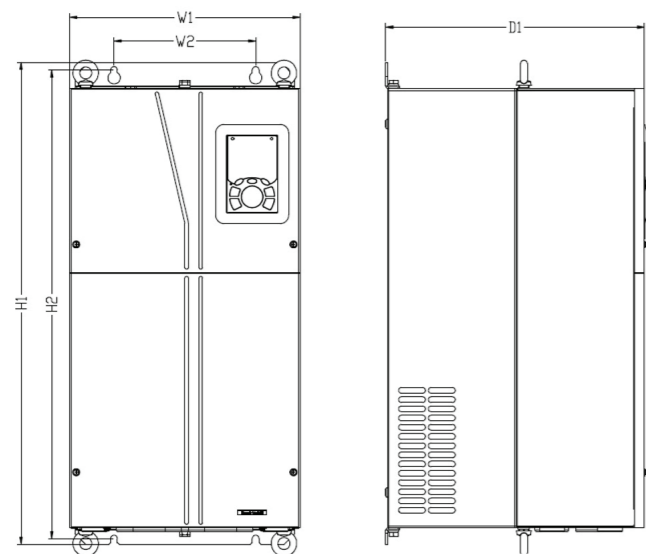
UMI- B7 SERIES: DRIVE DIMENSIONS

Wall installation dimensions of 220 V 0.75-55 kW (unit:mm)

Power Rating	W1	W2	H1	H2	D1	Installation Hole
0.75 kW / 1 hp	126	115	186	175	185	Ø5
1.5 - 2.2 kW / 2 - 3 hp	146	131	256	243.5	192	Ø5
4 - 5.5 kW / 5 - 7.5 hp	170	151	320	303.5	219	Ø6
7.5 kW / 10 hp	230	210	330	311	217	Ø6
11 - 15 kW / 15 - 20 hp	255	237	400	384	242	Ø7
18.5 - 30 kW / 25 - 40 hp	270	130	557	540	325	Ø7
37 - 55 kW / 50 - 75 hp	325	200	682	661	365	Ø9.5

Wall installation dimensions of 460V VFDs (unit:mm)

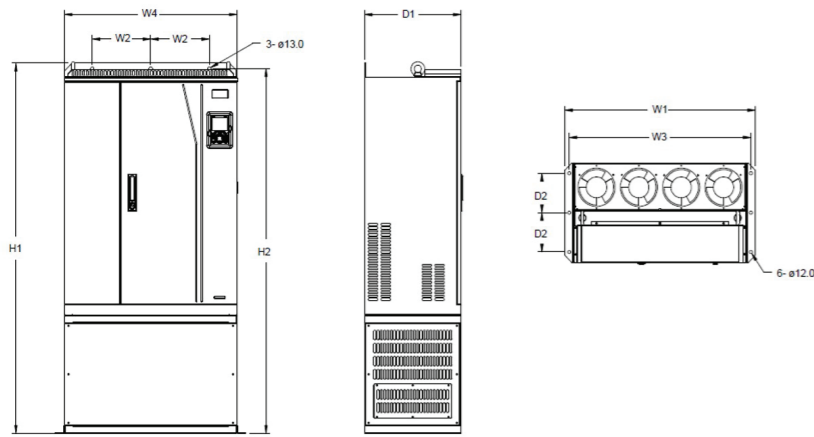
Power Rating	W1	W2	H1	H2	D1	Installation Hole
1.5 - 2.2 kW / 2 - 3 hp	126	115	186	175	185	Ø5
4 - 5.5 kW / 5 - 7.5 hp	146	131	256	243.5	192	Ø5
7.5 - 11 kW / 10 - 15 hp	170	151	320	303.5	219	Ø6
15 - 18.5 kW / 20 - 25 hp	230	210	330	311	217	Ø6
22 - 30 kW / 30 - 40 hp	255	237	400	384	242	Ø7
37 - 55 kW / 50 - 75 hp	270	130	557	540	325	Ø7
75 - 110 kW / 100 - 150 hp	325	200	682	661	365	Ø9.5
132 - 200 kW / 175 - 270 hp	500	180	872	850	360	Ø11



◀ **Wall installation:**
 480 V 75 - 110 kW /
 100 - 150 hp

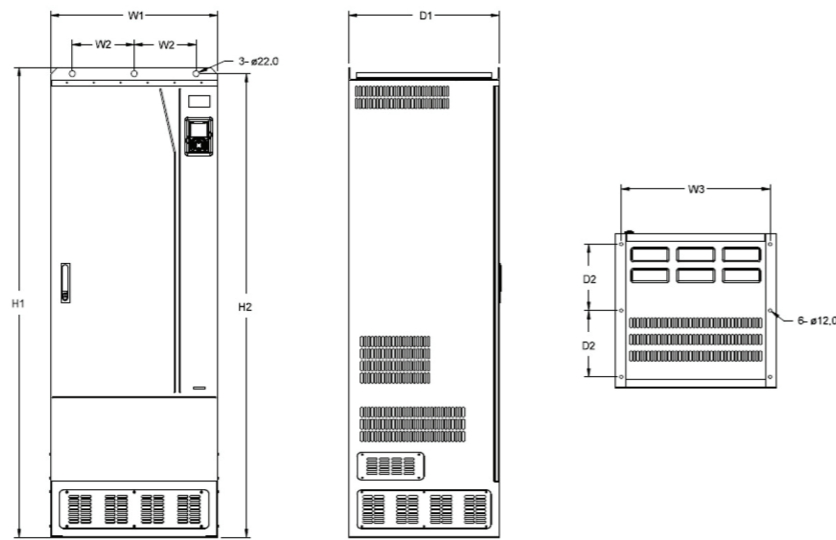
UMI-B7 SERIES

DRIVE DIMENSIONS



Floor installation:
480 V 220 - 315 kW / 300 - 420 hp

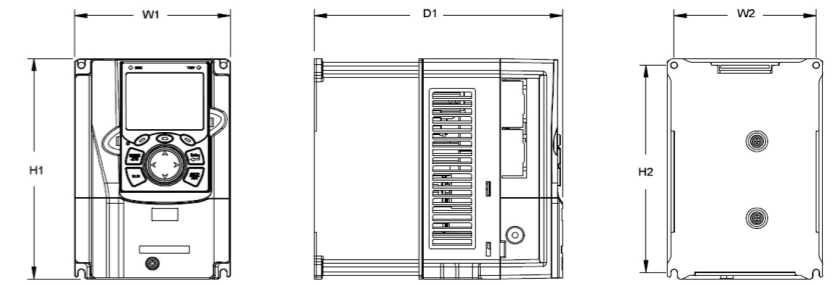
Floor installation:
480 V 350 - 500 kW /
470 - 670 hp



Floor installation dimensions of 480 V 350 - 500 kW / 470 - 670 hp (unit:mm)

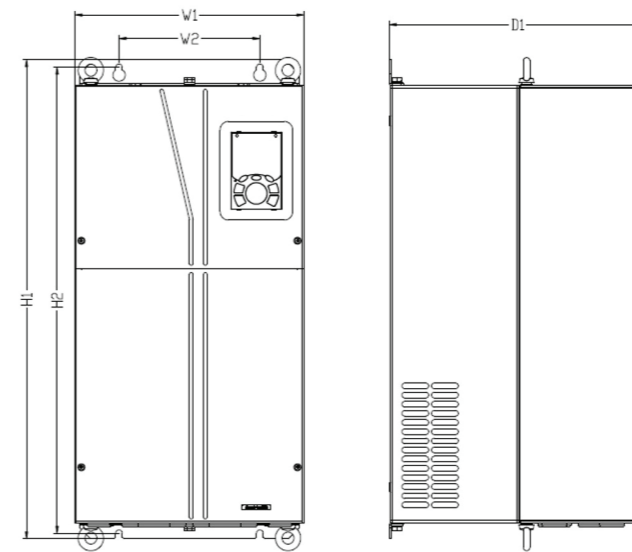
Power Rating	W1	W2	W3	W4	H1	H2	D1	D2	Installation hole
220 - 315 kW / 300 hp - 420 hp	750	230	714	680	1410	1390	380	150	Ø13/12
350 - 500 kW / 470 - 670 hp	620	230	572	-	1700	1678	560	240	Ø22/12

Wall installation:
575 V 0.75 - 18.5 kW / 1 - 25 hp



Wall installation dimensions of 575 V 0.75 - 18.5 kW / 1-25 hp (unit:mm)

Power Rating	W1	W2	H1	H2	D1	Installation hole
0.75 - 2.2 kW / 1 - 3 hp	146	131	256	243.5	192	Ø5
4 - 7.5 kW / 5 - 10 hp	170	151	320	303.5	219	Ø6
11 - 18.5 kW / 15 - 25 hp	230	210	330	311	217	Ø6



Wall installation:
575 V 22 - 110 kW / 30 - 150 hp

Wall installation dimensions of 575 V 22 - 110 kW / 30 - 150 hp (unit:mm)

Power Rating	W1	W2	H1	H2	D1	Installation Hole
22 - 37 kW / 30 - 50 hp	270	130	557	540	325	Ø7
45 - 110 kW / 60 - 150 hp	325	200	682	661	365	Ø9.5

UMI-B7 ACCESSORIES

Keypad

Article Number	Keypad Type
UMI-S0083	B7 LCD Keypad
UMI-S0082	B7 Keypad mounting bracket

All keypad models support standard Ethernet RJ45 cable.

Extension Cards

Article Number	Description
UMI-S0009	Modbus TCP communication card <i>Supported by UniLogic</i>
UMI-S0006	CANopen communication card
UMI-S0008	EtherCAT communication card
UMI-S0007	EthernetIP communication card
UMI-S0015	PROFINET communication card
UMI-S0170	I/O card
UMI-S0011	Multifunction incremental PG card
UMI-S0013	Resolver PG card
UMI-S0014	Sin/Cos PG card
UMI-S0010	24 V incremental PG card

Braking Resistors 10% ED 3 Ph 220 V

Article Number	Power Rating		Resistance / Breaking Power	Input Voltage
	kW	hp		
UMI-S0400	0.75	1	150 Ω / 390 W	3 Ph, 220 V
UMI-S0401	1.5	2	85 Ω / 260 W	3 Ph, 220 V
UMI-S0402	2.2	3	65 Ω / 390 W	3 Ph, 220 V
UMI-S0403	4	5	36 Ω / 600 W	3 Ph, 220 V
UMI-S0404	5.5	7.5	26 Ω / 1000 W	3 Ph, 220 V
UMI-S0405	7.5	10	20 Ω / 1500 W	3 Ph, 220 V
UMI-S0406	11 - 15	15 - 20	8.2 Ω / 3000 W	3 Ph, 220 V

For 18.5 kW / 20 hp external DBU (Dynamic Braking Unit) is required.

Braking Resistors 10% ED 3 Ph 400 V

Article Number	Power Rating		Resistance / Breaking Power	Input Voltage
	kW	hp		
UMI-S0407	1.5	2	250 Ω / 260 W	3 Ph, 400 \ 480 V
UMI-S0400	2.2	3	150 Ω / 390 W	3 Ph, 400 \ 480 V
UMI-S0408	4	5	100 Ω / 600 W	3 Ph, 400 \ 480 V
UMI-S0409	5.5	7.5	85 Ω / 1000 W	3 Ph, 400 \ 480 V
UMI-S0410	7.5	10	65 Ω / 1500 W	3 Ph, 400 \ 480 V
UMI-S0411	11	15	40 Ω / 1560 W	3 Ph, 400 \ 480 V
UMI-S0412	15 - 18.5	20 - 25	27 Ω / 3000 W	3 Ph, 400 \ 480 V
UMI-S0413	22 - 30	30 - 40	20 Ω / 6000 W	3 Ph, 400 \ 480 V

For 37 kW / 20 hp external DBU (Dynamic Braking Unit) is required.

Input / Output C2 Filters with Drive Reference

Article Number	Description	Input Filter C2 Article Number	Output Filter C2 Article Number
UMI-0007CU-B7	0.75 kW / 1 hp, 230 V, 3 Ph	UMI-S0022	UMI-S0032
UMI-0015CU-B7	1.5 kW / 2 hp, 230 V, 3 Ph	UMI-S0023	UMI-S0033
UMI-0015EU-B7	1.5 kW / 2 hp, 480 V, 3 Ph	UMI-S0022	UMI-S0032
UMI-0022CU-B7	2.2 kW / 3 hp, 230 V, 3 Ph	UMI-S0023	UMI-S0033
UMI-0022EU-B7	2.2 kW / 3 hp, 480 V, 3 Ph	UMI-S0022	UMI-S0032
UMI-0040CU-B7	4 kW / 5hp, 230 V, 3 Ph	UMI-S0024	UMI-S0036
UMI-0040EU-B7	4 kW / 5hp, 480 V, 3 Ph	UMI-S0023	UMI-S0033
UMI-0055CU-B7	5.5 kW / 7.5 hp, 230 V, 3 Ph	UMI-S0024	UMI-S0036
UMI-0055EU-B7	5.5 kW / 7.5 hp, 480 V, 3 Ph	UMI-S0023	UMI-S0033
UMI-0075CU-B7	7.5 kW / 10 hp, 230 V, 3 Ph	UMI-S0025	UMI-S0037
UMI-0075EU-B7	7.5 kW / 10 hp, 480 V, 3 Ph	UMI-S0024	UMI-S0036
UMI-0110CU-B7	11 kW / 15 hp, 230 V, 3 Ph	UMI-S0026	UMI-S0038
UMI-0110EU-B7	11 kW / 15 hp, 480 V, 3 Ph	UMI-S0024	UMI-S0036
UMI-0150CU-B7	15 kW / 20 hp, 230 V, 3 Ph	UMI-S0026	UMI-S0038
UMI-0150EU-B7	15 kW / 20 hp, 480 V, 3 Ph	UMI-S0024	UMI-S0037
UMI-0185CU-B7	18.5 kW / 25 hp, 230 V, 3 Ph	UMI-S0027	UMI-S0039
UMI-0185EU-B7	18.5 kW / 25 hp, 480 V, 3 Ph	UMI-S0025	UMI-S0037
UMI-0220CU-B7	22 kW / 30 hp, 230 V, 3 Ph	UMI-S0027	UMI-S0039
UMI-0220EU-B7	22 kW / 30 hp, 480 V, 3 Ph	UMI-S0026	UMI-S0038
UMI-0300CU-B7	30 kW / 40 hp, 230 V, 3 Ph	UMI-S0028	UMI-S0040
UMI-0300EU-B7	30 kW / 40 hp, 480 V, 3 Ph	UMI-S0026	UMI-S0038
UMI-0370CU-B7	37 kW / 50 hp, 230 V, 3 Ph	UMI-S0028	UMI-S0040
UMI-0370EU-B7	37 kW / 50 hp, 480 V, 3 Ph	UMI-S0027	UMI-S0039
UMI-0450CU-B7	45 kW / 60 hp, 230 V, 3 Ph	UMI-S0042	UMI-S0044
UMI-0450EU-B7	45 kW / 60 hp, 480 V, 3 Ph	UMI-S0027	UMI-S0039
UMI-0550CU-B7	55 kW / 75 hp, 230 V, 3 Ph	UMI-S0043	UMI-S0045
UMI-0550EU-B7	55 kW / 75 hp, 480 V, 3 Ph	UMI-S0028	UMI-S0040
UMI-0750EU-B7	75 kW / 100 hp, 480 V, 3 Ph	UMI-S0028	UMI-S0040
UMI-0900EU-B7	90 kW / 125 hp, 480 V, 3 Ph	UMI-S0029	UMI-S0041
UMI-1100EU-B7	110 kW / 150 hp, 480 V, 3 Ph	UMI-S0029	UMI-S0041
UMI-1320EU-B7	132 kW / 175 hp, 480 V, 3 Ph	UMI-S0029	UMI-S0041
UMI-1600EU-B7	160 kW / 215 hp, 480 V, 3 Ph	UMI-S0250	UMI-S0300
UMI-1850EU-B7	185 kW / 250 hp, 480 V, 3 Ph	UMI-S0250	UMI-S0300
UMI-2000EU-B7	200 kW / 270 hp, 480 V, 3 Ph	UMI-S0250	UMI-S0300
UMI-2200EU-B7	220 kW / 300 hp, 480 V, 3 Ph	UMI-S0251	UMI-S0306
UMI-2500EU-B7	250 kW / 335 hp, 480 V, 3 Ph	UMI-S0251	UMI-S0306
UMI-2800EU-B7	280 kW / 375 hp, 480 V, 3 Ph	UMI-S0251	UMI-S0306
UMI-3150EU-B7	315 kW / 420 hp, 480 V, 3 Ph	UMI-S0252	UMI-S0301
UMI-3500EU-B7	350 kW / 470 hp, 480 V, 3 Ph	UMI-S0252	UMI-S0301
UMI-4000EU-B7	400 kW / 535 hp, 480 V, 3 Ph	UMI-S0252	UMI-S0301
UMI-5000EU-B7	500 kW / 670 hp, 480 V, 3 Ph	UMI-S0253	UMI-S0302

NEMA1 Enclosure

Article Number	Applied to VFD Power Range
UMI-S0500	480 V, 1.5 - 2.2 kW / 2 - 3 hp 230 V, 0.75 kW / 1 hp
UMI-S0501	480 V, 4 - 5.5k W / 5 - 7.5 hp 230 V, 1.5 - 2.2 kW / 2 - 3 hp
UMI-S0502	480 V, 7.5 - 11 kW / 10 - 15 hp 230 V, 4 - 5.5 kW / 5 - 7.5 hp
UMI-S0503	480 V, 15 - 18.5 kW / 20 - 25 hp 230 V, 7.5 kW / 10 hp
UMI-S0504	480 V, 22 - 30 kW / 30 - 40 hp 230 V, 11 - 15 kW / 15 - 20 hp
UMI-S0505	480 V, 37 - 55 kW / 50 - 75 hp 230 V, 18.5 - 30 kW / 25 - 40 hp
UMI-S0506	480 V, 75 - 110 kW / 100 - 150 hp 230 V, 37 - 55 kW / 50 - 75 hp
UMI-S0507	480 V, 132 - 200 kW / 175 - 270 hp

Flange Mounting Plate for B7

Power Rating		Article Number
kW	hp	
1.5 - 2.2	2 - 3	UMI-S0075
4 - 5.5	5 - 7.5	UMI-S0076
7.5 - 11	10 - 15	UMI-S0077
15 - 18.5	20 - 25	UMI-S0078
22 - 30	30 - 40	UMI-S0079

Drives 37 - 200 kW / 50 - 268 hp, no flange is needed.

**BUILT ON
ENGINEERING.
BACKED BY
EXPERIENCE.**

Decades of in-house development, real-world testing, and hands-on expertise come together in every Unitronics solution – from controller to cloud.

SERVO DRIVES & MOTORS

B5 & E5-S SERIES

SERVO MADE SIMPLE:

PRECISION MOTION. INTEGRATED SIMPLICITY.



Unitronics Servo Drives & Motors deliver fast, accurate, and reliable motion control. Built for seamless integration with Unitronics PLCs, they offer complete, synchronized control— **without complex setup or third-party tools.**

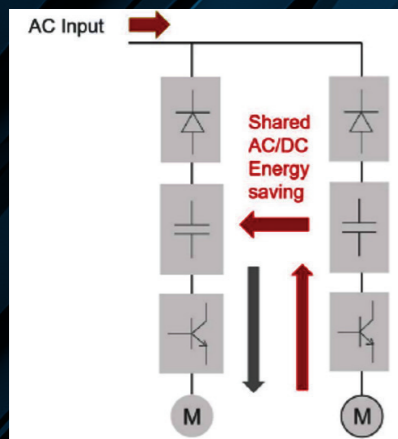
Whether you're designing a machine from scratch or upgrading an existing application, Unitronics offers a complete motion solution: **servo drives, motors, PLC + HMI, and free software—all from one vendor.**

HARDWARE

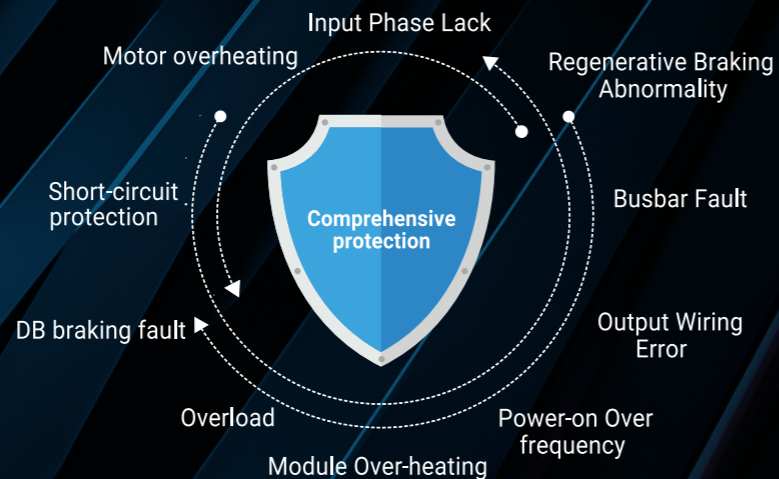
Wide servo power range: 50W to 7.5 kW / 0.06 – 10 hp	Motors: Low and medium inertia motors	23-bit high-resolution absolute encoders	Built-in communications: EtherCAT or CANopen
Common DC bus saves energy	Built-in braking resistors ¹	Built-in STO ²	IP 65 / 67 motors ³

¹ 50 W - 400 W products without built-in brake. 750 W and above provides built-in braking resistor.
² Only for EtherCAT drives.
³ Depends on motor series.

SAVE ENERGY & IMPROVE EFFICIENCY



COMPREHENSIVE PROTECTION



BETTER TOGETHER: SERVO AND PLC IN SYNC.

SOFTWARE

Combine Unitronics Servos with our PLCs and get full control, fast.

Drag & Drop PLCopen FBs
Software automatically suggests safe limit values

Synchronized Multi Axis Motion Control

Free, Ready-Made Motion Code
Commission & test your system

Control up to 8 Axes

Auto-tuning
No trial-and-error

Touch Probe Function





UniStream PLC



VFD

CANopen EtherCAT
Servo Drivers & Motors



ONE SOFTWARE. TOTAL CONTROL.



PRODUCT DESIGNATION

Drive					
UMD	-	XXXX	XX	-	XX
1		2	3		4

Example: UMD-0001B-B5

No.	Key	Description
1	Product Line	Unitronics Servo Drive
2	Rated Power	0001: 100 W 0010: 1 kW
3	Input Voltage	B= 1 Ph 200 - 240 V C= 3 Ph 200 - 240 V CU= 1 / 3 Ph 200 - 240 V E= 3 Ph 380 V - 480 V
4	Product Series	B5= CANopen, Pulse E5-S= EtherCAT + STO

Motor							
UMM	-	XXXX	X	A	XX	-	X
1		2	3	4	5		6

Example: UMM-0001BAB-B5

No.	Key	Description
1	Product Line	Unitronics Servo Motor
2	Rated Power	0001: 100 W 0010: 1 KW
3	Input Voltage	B: 1 Ph 200 V - 230 V C: 3 Ph 200 V - 240 V E: 3 Ph 380 V - 480 V
4	Encoder	A: Absolute
5	Brake	None: No Brake B: With Brake
6	Product Series	B5 / B6

Cables							
UMC	-	XXX	-	XX	X	-	XX
1		2		3	4		5

Example: UMC-B5A-PN-05, UMC-B5-FA-10

No.	Key	Description
1	Product Line	Unitronics Servo Cable
2	Motor Series + Size Range	For Px (power cable): B5 motor Series B5A= 50 W~400 W B5B= 750 W~1 kW B5C6A= 1.5 kW~3 kW B5D= 4 kW~5 kW B6 motor Series B5C6A= 850 W~1.8 kW B6B= 2.9 kW B6C= 4.4 kW~5.5 kW B6D= 7.5 kW For FA (Encoder cable): B5 motor Series B5= 50 W~1 kW B56= 1.5 kW- 5kW B6 motor Series B56= For all B6 series
3	Cable Functionality	PN- Power cable without brake PB- Power cable with brake FA- Feedback cable absolute encoder
4	Cable type	None: Standard cable R- Robotic cable
5	Cable length	03 / 05 / 10 / 20 Meters



Product Offering

Drive Article Number ¹	Input Voltage	Drive Power (kW / hp)	Suitable Motor ²	Frame Size (mm)	Rated Motor Current (A)	Peak Current (A)	Rated Motor Torque (Nm / lb-in)	Peak Torque (Nm / lb-in)	Rated Speed (rpm)	Max Speed (rpm)	Encoder Type
UMD-0000B-5	1Ph 220 V	0.05 / 0.06	UMM-0000BA-B5	40	0.9	3.3	0.159 / 1.4	0.557 / 4.92	3000	7000	Absolute 23bit
UMD-0001B-5		0.1 / 0.13	UMM-0001BA-B5	40	1.1	4	0.318 / 2.81	1.11 / 9.82	3000	7000	
UMD-0002B-5		0.2 / 0.26	UMM-0002BA-B5	60	1.5	5.8	0.637 / 5.63	2.23 / 19.73	3000	7000	
UMD-0004B-5		0.4 / 0.53	UMM-0004BA-B5	60	2.9	11.5	1.27 / 11.23	4.46 / 39.47	3000	7000	
UMD-0007CU-5	1 / 3 Ph 220 V	0.75 / 1	UMM-0007CA-B5	80	5.1	19.5	2.39 / 21.15	8.37 / 74.07	3000	7000	
UMD-0010CU-5		1 / 1.34	UMM-0008CA-B6	130	6.8	22.6	5.41 / 47.87	16.2 / 143.37	1500	3000	
			UMM-0010CA-B5	80	6.9	21	3.18 / 28.14	9.54/84.42	3000	7000	
UMD-0015CU-5		1.5 / 2.01	UMM-0013CA-B6	130	9.7	29.7	8.28 / 73.27	24.8 / 219.48	1500	3000	
	UMM-0015CA-B5		100	9.5	31.6	4.78 / 42.3	14.3 / 126.55	3000	5000		
UMD-0020C-5	3 Ph 220 V	2 / 2.68	UMM-0018CA-B6	130	14.5	42	11.5 / 101.77	31 / 274.35	1500	3000	
			UMM-0020CA-B5	100	12.6		6.37 / 56.37	19.1 / 169.03	3000	5000	
UMD-0010E-5	3 Ph 400 V	1 / 1.34	UMM-0008EA-B6	130	3.4	10.9	5.41 / 47.87	16.2 / 143.37	1500	3000	
UMD-0015E-5		1.5 / 2.01	UMM-0013EA-B6	130	5	15.6	8.28 / 73.27	24.8 / 219.48	1500	3000	
			UMM-0015EA-B5	100	4.9	16.3	4.78 / 42.3	14.3 / 126.55	3000	5000	
UMD-0020E-5		2 / 2.68	UMM-0018EA-B6	130	7.1	21.2	11.5 / 101.77	31 / 274.35	1500	3000	
			UMM-0020EA-B5	100	6.4	20.5	6.37 / 56.37	19.1 / 169.03	3000	5000	
UMD-0030E-5		3 / 4.02	UMM-0029EA-B6	180	11.5	37	18.6 / 164.61	55.8 / 493.83	1500	3000	
			UMM-0030EA-B5	130	10.5	33	9.8 / 86.73	29.4 / 260.19	3000	5000	
UMD-0050E-5		5 / 6.7	UMM-0040EA-B5	130	13	40	12.8 / 113.28	38.4 / 339.84	3000	5000	
			UMM-0044EA-B6	180	16.8	49.5	28.4 / 251.34	80 / 708	1500	3000	
			UMM-0050EA-B5	130	15.9	50	15.9 / 140.71	47.7 / 422.145	3000	5000	
UMD-0075E-5	7.5 / 10.05	UMM-0055EA-B6	180	20.3	64	35 / 309.75	105 / 929.25	1500	3000		
		UMM-0075EA-B6		26.5	70	48 / 424.8	120 / 1062				

All motors are offered with oil seal as standard.

¹ Ordering:

Product Numbers:

- CANopen models - include the letter B as shown here: UMD-0000B-B5

- EtherCAT models - include E and S as shown here: UMD-0000B- E5-S

² Motors – to order a motor with holding brake, include the letter B in the square as shown here: UMM-0000BA-B5 -> UMM-0000BAB-B5



Drive Specification

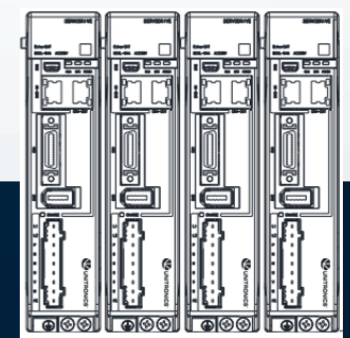
General Specification			Description
Input Power	Input Power	1 Ph AC 200 - 240 V, -15% - +10%, 50 Hz / 60 Hz 3 Ph AC 200 - 240 V, -15% - +10%, 50 Hz / 60 Hz (Power ≥ 0.75 kW)	
	400 V	3 Ph AC 380 - 480 V, -15% - +10%, 50 Hz / 60 Hz	
Operation Condition	Work environment	Temperature	When used on a single device: (-5°C - 55°C / 23°F / 131°F) When multiple devices are installed snugly: (-5°C - 40°C / 23°F to 104°F)
		Humidity	5% to 95% (with no condensation)
	Storage environment	Temperature	(-20°C - 85°C / (-4°F - 185°F)
		Humidity	5% to 95% (with no condensation)
	Ingress Protection rating		IP20
	Altitude		Below 1000 m
	Vibration resistance impact resistance		Vibration Resistance: 4.9 m / s ² Shock Resistance: 19.6 m / s ²
	Power system		TN System
Installation Structure			Base-mounted
Performance	Coefficient of speed fluctuation	±0.01% of rated speed max. (For a load fluctuation of 0% to 100%) 0% of rated speed max. (For a load fluctuation of ± 10%) ±0.1% of rated speed max. (For a temperature fluctuation of 25°C ± 25°C / (-13°F) ± 45°F)	
	Soft start time setting	0s to 10s (Can be set separately for acceleration and deceleration.)	
Display			5 bit digital tube
Panel Operator			4 Buttons
Regenerative Braking			50 W - 400 W products without built-in brake resistance Other power products have built-in brake resistance
Protection Function			Overcurrent, Overvoltage, Undervoltage, Overload, Regeneration Error, Overspeed, etc.
Utility Functions			Alarm recording, JOG running, load inertia recognition, etc
I/O Signals	Input Signals	CANopen	10 Digital Inputs (2 of them are occupied by Touch probe feature) Allowable voltage range: 24 VDC±20%
		EtherCAT	5 Digital Inputs (2 of them are occupied by Touch probe feature) Allowable voltage range: 24 VDC±20%
	Output Signals	CANopen	4 Digital outputs
		EtherCAT	3 Digital outputs (1 of them fixed for Servo Alarm)

Servo Drive Dimensions

Drive rated power kW / hp	200 V W x H x D (mm)	400 V W x H x D (mm)
0.05 / 0.06	40 x 172 x 180	—
0.1 / 0.13	40 x 172 x 180	—
0.2 / 0.26	40 x 172 x 180	—
0.4 / 0.53	40 x 172 x 180	—
0.75 / 1	55 x 172 x 180	—
1 / 1.34	55 x 172 x 180	60 x 172 x 180
1.5 / 2.01	70 x 172 x 180	60 x 172 x 180
2 / 2.68	70 x 172 x 180	85 x 172 x 180
3 / 4.02	—	85 x 172 x 180
5 / 6.7	—	90 x 260 x 230
7.5 / 10.05	—	90 x 260 x 230



**SAVE SPACE:
ZERO STACKING**



SERVO MOTOR SPECIFICATION

B5 Series (50 W - 1 kW / 0.06 - 1.34 hp) 3000 / 7000 rpm 200 V - Small Capacity, High Speed, Low Inertia

UMM	0000BA-B5	0001BA-B5	0002BA-B5	0004BA-B5	0007CA-B5	0010CA-B5
Flange [mm]	40	40	60	60	80	80
Rated power [kW / hp]	0.05 / 0.06	0.1 / 0.13	0.2 / 0.26	0.4 / 0.53	0.75 / 1	1 / 1.34
Rated speed [rpm]	3000	3000	3000	3000	3000	3000
Maximum speed [rpm]	7000	7000	7000	7000	7000	7000
Rated torque [N·m / lb-in]	0.159 / 1.4	0.318 / 2.81	0.637 / 5.63	1.27 / 11.23	2.39 / 21.15	3.18 / 28.14
Peak torque [N·m / lb-in]	0.557 / 4.92	1.11 / 9.82	2.23 / 19.73	4.46 / 39.47	8.37 / 74.07	9.54 / 84.42
Rated current [Arms]	0.9	1.1	1.5	2.9	5.1	6.9
Maximum current [Arms]	3.3	4	5.8	11.5	19.5	21
Motor inertia [kg·m ² ×10 ⁻⁴ / lb-in ²]	0.0230 (0.0268) / 0.0078 (0.00915)	0.0428 (0.0465) / 0.01462 (0.01588)	0.147 (0.179) / 0.0502 (0.0611)	0.244 (0.276) / 0.0833 (0.0943)	0.910 (1.07) / 0.3109 (0.3656)	1.14 (1.30) / 0.3895 (0.4442)
Encoder type (Absolute)	23 bit	23 bit	23 bit	23 bit	23 bit	23 bit
Brake specification	Rated voltage	24 VDC	24 VDC	24 VDC	24 VDC	24 VDC
	Holding torque [N·m / lb-in]	≥0.32 / 2.832	≥0.32 / 2.832	≥1.5 / 13.276	≥1.5 / 13.276	≥3.2 / 28.32
Weight [kg / lb]	0.4 (0.6) / 0.881 (1.322)	0.5 (0.7) / 1.102 (1.543)	0.9 (1.3) / 1.984 (2.866)	1.3 (1.7) / 2.866 (3.747)	2.6 (3.2) / 5.732 (7.054)	3.1 (3.8) / 6.834 (8.377)
Ingress Protection Rating	IP 67					
Heat resistance class	F					

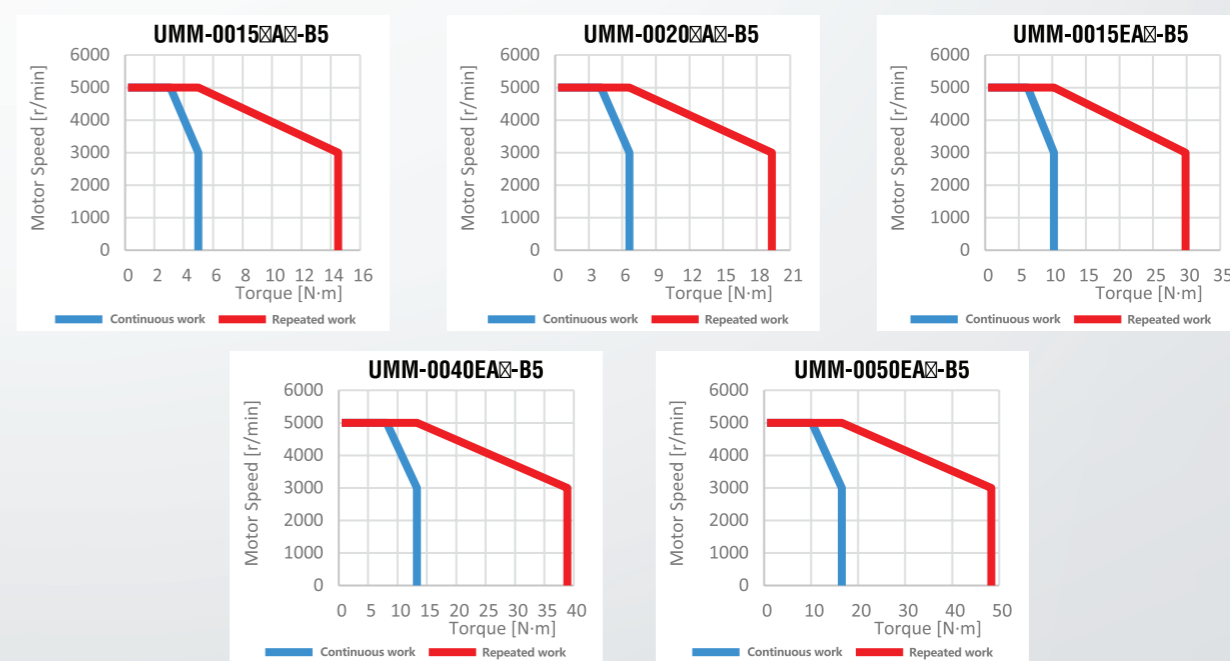
Note: The values in parentheses “()” or “(B)” represent the values of motors with brakes.



B5 Series (1.5-5 kW / 2.01-6.7 hp) 3000 / 5000 rpm - Medium Capacity, High Speed, Low Inertia

UMM	200 V		400 V				
	0015CA-B5	0020CA-B5	0015EA-B5	0020EA-B5	0030EA-B5	0040EA-B5	0050EA-B5
Flange [mm]	100	100	100	100	130	130	130
Rated power [kW / hp]	1.5 / 2.01	2 / 2.68	1.5 / 2.01	2 / 2.68	3 / 4.02	4 / 5.3	5 / 6.7
Rated speed [rpm]	3000	3000	3000	3000	3000	3000	3000
Maximum speed [rpm]	5000	5000	5000	5000	5000	5000	5000
Rated torque [N·m / lb-in]	4.78 / 42.3	6.37 / 56.3	4.78 / 42.3	6.37 / 56.3	9.8/86.73	12.8/113.28	15.9/40.72
Peak torque [N·m / lb-in]	14.3 / 126.56	19.1 / 169.04	14.3 / 126.56	19.1 / 169.04	29.4 / 260.21	38.4 / 339.86	47.7 / 422.18
Rated current [Arms]	9.5	12.6	4.9	6.4	10.5	13	15.9
Maximum current [Arms]	31.6	42	16.3	20.5	33	40	50
Motor inertia [kg·m ² ×10 ⁻⁴ / lb-in ²]	2.33 (3.10) / 0.7962 (1.0593)	2.95 (3.72) / 1.008 (1.2711)	2.33 (3.10) / 0.7962 (1.0593)	2.95 (3.72) / 1.008 (1.2711)	7.72 (9) / 2.638 (3.0754)	10.2 (11.6) / 3.4855 (3.9639)	14 (15.4) / 4.784 (5.2624)
Encoder type (Absolute)	23 bit	23 bit	23 bit	23 bit	23 bit	23 bit	23 bit
Brake specification	Rated voltage	24 VDC	24 VDC	24 VDC	24 VDC	24 VDC	24 VDC
	Holding torque [N·m / lb-in]	≥8 / 70.8	≥8 / 70.8	≥8 / 70.8	≥8 / 70.8	≥20 / 177.01	≥20 / 177.01
Weight [kg / lb]	5.1 (6.4) / 11.24 (14.109)	6.1 (7.5) / 13.448 (16.535)	5.1 (6.4) / 11.24 (14.109)	6.1 (7.5) / 13.448 (16.535)	10 (12)	12 (14)	5.5 (17.5)
Ingress Protection Rating	IP 65						
Heat resistance class	F						

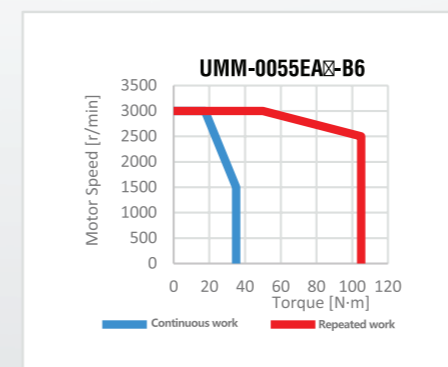
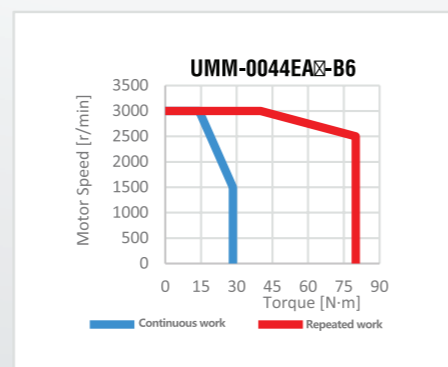
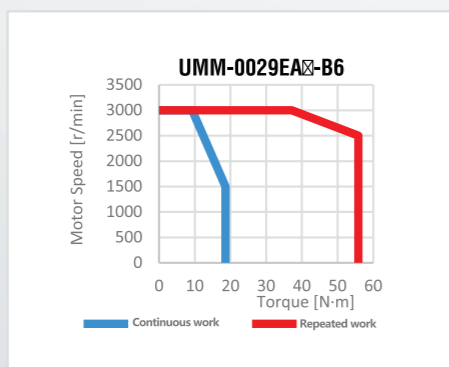
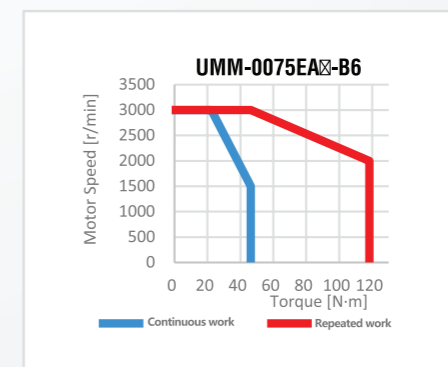
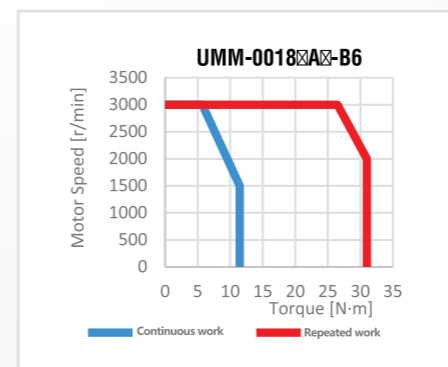
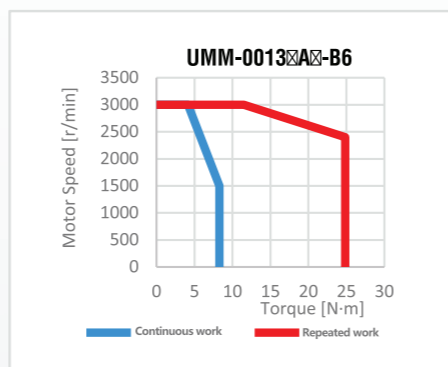
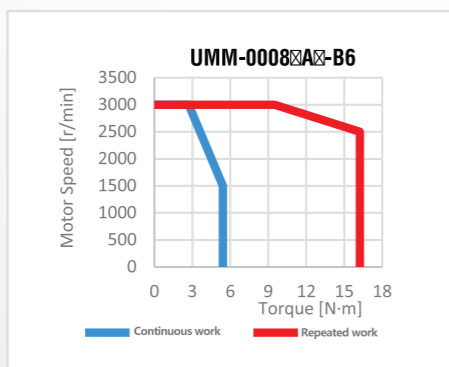
Note: The values in parentheses “()” or “(B)” represent the values of motors with brakes.



B6 Series (850 W - 7.5k W / 1.13 - 10 hp) 1500 / 3000 rpm - Medium Capacity, Medium Speed, Medium Inertia

UMM	200 V				400 V					
	0008CA-B6	0013CA-B6	0018CA-B6	0008EA-B6	0013EA-B6	0018EA-B6	0029EA-B6	0044EA-B6	0055EA-B6	0075EA-B6
Flange [mm]	130	130	130	130	130	130	180	180	180	180
Rated power [kW / hp]	0.85 / 1.13	1.3 / 1.74	1.8 / 2.41	0.85 / 1.13	1.3 / 1.74	1.8 / 2.41	2.9 / 3.88	4.4 / 5.89	5.5 / 7.37	7.5 / 10
Rated speed [rpm]	1500	1500	1500	1500	1500	1500	1500	1500	1500	1500
Maximum speed [rpm]	3000	3000	3000	3000	3000	3000	3000	3000	3000	3000
Rated torque [N·m / lb-in]	5.41 / 47.88	8.28 / 73.28	11.5 / 101.78	5.41 / 47.88	8.28 / 73.28	11.5 / 101.78	18.6 / 164.62	28.4 / 251.36	35 / 309.77	48 / 424.83
Peak torque [N·m / lb-in]	16.2 / 143.38	24.8 / 219.49	31 / 274.37	16.2 / 143.38	24.8 / 219.49	31 / 274.37	55.8 / 493.87	80 / 708.05	105/929.32	120 / 1,062.08
Rated current [Arms]	6.8	9.7	14.5	3.4	5	7.1	11.5	16.8	20.3	26.5
Maximum current [Arms]	22.6	29.7	42	10.9	15.6	21.2	37	49.5	64	70
Motor inertia [kg·m ² ×10 ⁻⁴ / lb-in ²]	11.9 (12.5) / 4.066 (4.271)	17.3 (17.9) / 5.911 (6.116)	22.3 (22.9) / 7.62 (7.825)	11.9 (12.5) / 4.066 (4.271)	17.3 (17.9) / 5.911 (6.116)	22.3 (22.9) / 7.620 (7.825)	43.4 (49.2) / 14.830 (16.812)	58.8 (64.6) / 20.092 (22.074)	85.5 (91.5) / 29.216 (31.267)	117 (123) / 39.98 (42.031)
Encoder type (Absolute)	23 bit	23 bit	23 bit	23 bit	23 bit	23 bit	23 bit	23 bit	23 bit	23 bit
Brake specification	Rated voltage	24 VDC	24 VDC	24 VDC	24 VDC	24 VDC	24 VDC	24 VDC	24 VDC	24 VDC
	Holding torque [N·m/lb-in]	≥20 / 177						≥44 / 389.4	≥44 / 389.4	≥72 / 637.2
Weight [kg / lb]	5.6 (7.3)	7.0 (8.7)	8.3 (10.0)	5.6 (7.3)	7.0 (8.7)	8.3 (10.0)	14.6 (18.8)	17.6 (21.8)	23.2 (27.8)	29.0 (33.6)
Ingress Protection Rating	IP 65				IP 65					
Heat resistance class	F				F					

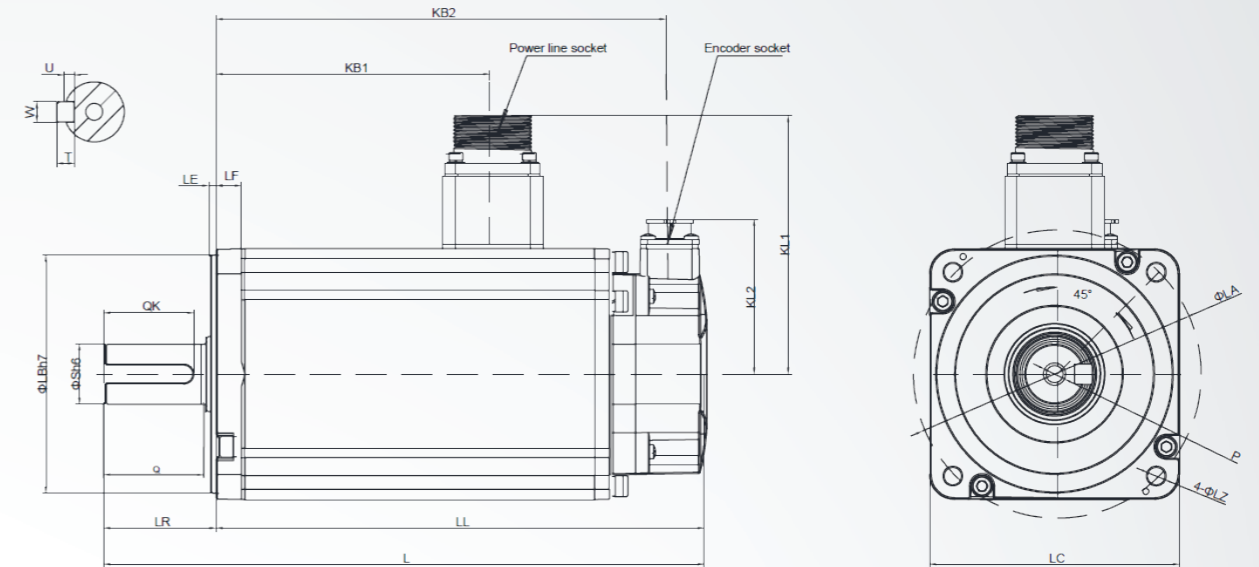
Note: The values in parentheses “()” or “(B)” represent the values of motors with brakes.



SERVO MOTOR DIMENSIONS

B5 Series (50 W - 1 kW / 0.06 - 1.34) 3000 / 7000 rpm 200 V

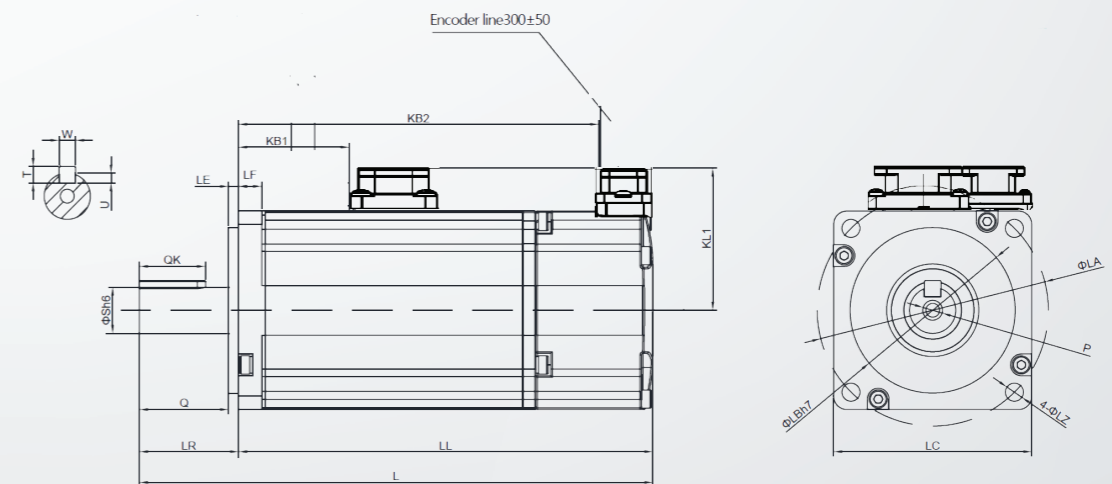
Article Number	L	LL	KB1	KB2	KL1	Flange Dimensions (mm)							S	P	Key				
						LR	LE	LF	LC	LA	LB	LZ			QK	Q	W	T	U
UMM-0000BA-B5	87.5 (121)	62.5 (96)	22.9	52.9 (86.4)	29.3	25	2.5	5	40	46	30	4.3	8	M3 × 6	14	22	3	3	1.8
UMM-0001BA-B5	103.5 (137)	78.5 (112)	38.8 (38.3)	68.9 (102.4)	29.3	25	2.5	5	40	46	30	4.3	8	M3 × 6	14	22.5	3	3	1.8
UMM-0002BA-B5	108 (137)	78 (107)	37.4	65.1 (94.1)	39.4	30	3	7	60	70	50	5.5	14	M5 × 12	20	27	5	5	3
UMM-0004BA-B5	129 (158)	99 (128)	57.8	86.1 (114.8)	39.4	30	3	7	60	70	50	5.5	14	M5 × 13	20	27	5	5	3
UMM-0007CA-B5	151 (184)	111 (144)	66.8	97.6 (130.6)	49.6	40	3	8	80	90	70	6.6	19	M6 × 12	25	37	6	6	3.5
UMM-0010CA-B5	165 (198)	125 (158)	80.8	111.6 (144.6)	49.6	40	3	8	80	90	70	6.6	19	M6 × 12	25	37	6	6	3.5



B5 Series 50 W-1 kW / 0.06 - 1.34 hp

B5 Series (1.5-5 kW / 2.01-6.7 hp) 3000 / 5000 rpm

Article Number	L	LL	KB1	KB2	KL1	KL2	Flange Dimensions (mm)							S	P	Key				
							LR	LE	LF	LC	LA	LB	LZ			QK	Q	W	T	U
UMM-0015CA / 0015EA-B5	210 (240)	165 (195)	97 (109)	150 (180)	102	60	45	3	10	100	115	95	7	24	M8 × 16	36	40	8	7	4
UMM-0020CA / 0020EA-B5	230 (260)	185 (215)	117 (129)	170 (200)	102	60	45	3	10	100	115	95	7	24	M8 × 16	36	40	8	7	4
UMM-0030EA-B5	257 (289.5)	194 (226.5)	160.5	179 (211.6)	110	60	63	6	12	130	145	110	9	28	M8 × 16	54	55	8	7	4
UMM-0040EA-B5	284 (316.5)	221 (253.5)	187.5	206 (238.5)	110	60	63	6	12	130	145	110	9	28	M8 × 16	54	55	8	7	4
UMM-0050EA-B5	324 (356.5)	261 (293.5)	227.5	246 (278.5)	110	60	63	6	12	130	145	110	9	28	M8 × 16	54	55	8	7	4



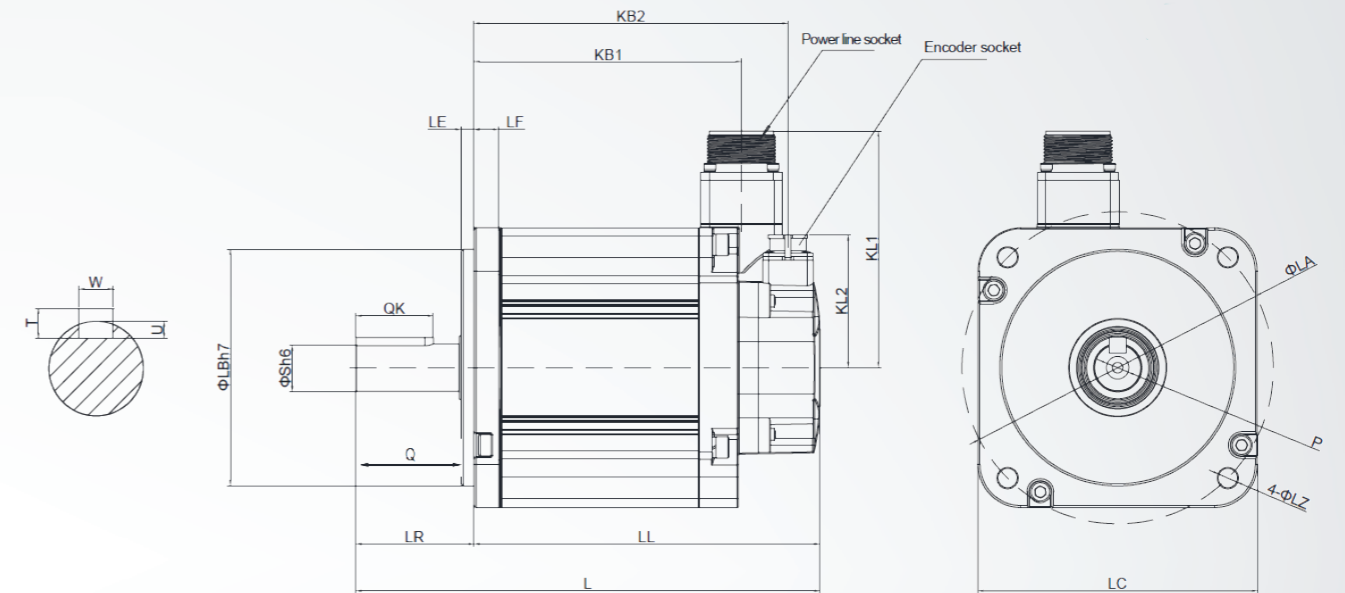
B5 Series 1.5-5 kW / 2.01-6.7 hp

Note: The values in parentheses represent the values of motors with brakes.


SERVO MOTOR DIMENSION

B6 Series (850 W - 7.5 kW / 1.13-10 hp) 1500 / 3000 rpm

Article Number	L	LL	KB1	KB2	KL1	KL2	Flange Dimensions (mm)						S	P	Key					
							LR	LE	LF	LC	LA	LB			LZ	QK	Q	W	T	U
UMM-0008CA/008EA-B6	185 (215)	131 (161)	94.5	116 (146)	112	60	55	6	12	130	145	110	9	22	M 6 × 20	32	49	8	7	4
UMM-0013CA/0013EA-B6	200 (230)	146 (176)	109.5	131 (161)	112	60	55	6	12	130	145	110	9	22	M 6 × 20	32	49	8	7	4
UMM-0018CA/0018EA-B6	215 (245)	161 (191)	124.5	146 (176)	112	60	55	6	12	130	145	110	9	22	M 6 × 20	32	49	8	7	4
UMM-0029EA-B6	239 (284)	160 (205)	135.5 (139.8)	145.5 (190.2)	142	60	79	3.2	18	180	200	114.3	13.5	35	M 12 × 25	65	75.8	10	8	5
UMM-0044EA-B6	258 (303)	179 (224)	154.5 (158.8)	164.5 (209.2)	142	60	79	3.2	18	180	200	114.3	13.5	35	M 12 × 25	65	75.8	10	8	5
UMM-0055EA-B6	324 (377)	221 (264)	186.5 (198.8)	196.5 (249.2)	142	60	113	3.2	18	180	200	114.3	13.5	42	M 16 × 32	96	109.8	12	10	5
UMM-0075EA-B6	360 (413)	247 (300)	222.5 (234.8)	232.5 (285.2)	142	60	113	3.2	18	180	200	114.3	13.5	42	M 16 × 32	96	109.8	12	10	5
















B6 Series 850 W - 7.5 kW / 1.13 - 10 hp



B5 & E5 ACCESSORIES

Filters (EMI filter)

Drive Article Number	Line filter 1 ph PN	Line filter 3 ph PN
UMD-0000B- 	UMI-S0020	–
UMD-0001B- 	UMI-S0020	–
UMD-0002B- 	UMI-S0020	–
UMD-0004B- 	UMI-S0020	–
UMD-0007CU- 	UMI-S0020	UMI-S0022
UMD-0010CU- 	UMI-S0020	UMI-S0023
UMD-0015CU- 	UMI-S0021	UMI-S0023
UMD-0010E- 	–	UMI-S0022
UMD-0015E- 	–	UMI-S0022
UMD-0020E- 	–	UMI-S0022
UMD-0030E- 	–	UMI-S0023
UMD-0050E- 	–	UMI-S0023
UMD-0075E- 	–	UMI-S0024

UMD I/O Terminal Block

Drive Article Number	Terminal block PN	Number of pins
UMD-00XX-B5	UMA-TB50-B3	50
UMD-00XX-E5-S	UMA-TB26-E5	26

Braking Resistors

Power Rating

Article Number	kW	HP	Breaking Power	Input Voltage
UMI-S0052	0.05	0.06	250 W	230 V
	0.1	0.13		230 V
	0.2	0.26		230 V
	0.4	0.53		230 V

- 50W ~ 400 W products without built-in brake resistance
 - Higher power products have built-in brake resistance

CANBUS Accessories

	CANopen to servo kit	Bundle contain
UniSteam Built-in	UMA-CX-CANKit-A	a. UMD-ACC-CANINV x 1 b. UMD-ACC-CANEnd x 2 c. CBLCAN-TB-Y x 1
UniSteam Modular	UMA-CX-CANKit-A	a. UMD-ACC-CANINV x 1 b. UMD-ACC-CANEnd x 2 c. CBLCAN-TB-Y x 1
UniSteam PLC	UMA-CB-CANKit-A	a. UMD-ACC-CANINV x 1 b. UMD-ACC-CANEnd x 1

USB cable

USB2-CAB200	USB Communication Cable, 2m
-------------	-----------------------------

Battery case for B5 / E5-S

UMA-FA-BatCase1



To Find Your Local Distributor, Visit Our Website:

[Unitronics.com >> Where To Buy](https://www.unitronics.com/where-to-buy)





www.unitronics.com